



GENERAL SPECIFICATION

Body and trim: Aluminum.

Finish: Powder coated.

Diffusers: Opal polycarbonate

Drivers: Integral, HPF electronic drivers for 120-277V (EU-240V), 0-10V, 1% dimming standard.

Mechanical: Luminaires mount directly over J box (by others - North America only).

Integral Emergency system: Emergency option provides a 1.5 hour (3 hours for EU) emergency lighting facility. The self contained system includes the inverter module, NiCad batteries, LED charge indicator and test switch (NA only). Not available with a 347V supply.

L70 @25deg C (77deg F): > 50,000 hrs.

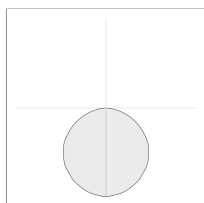
Delivered Lumens: Delivered lumens & LPW based on 3000K (min 80 CRI) for White LEDs only.

Approvals: Damp Location (Indoor use only).

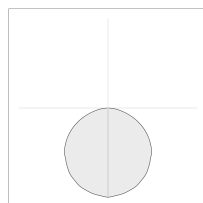
MOUNTING & OPTICS



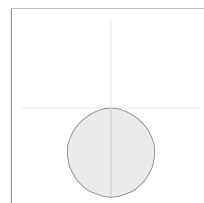
Ceiling



97 3320



97 3330



97 3340

HOW TO ORDER

A SPECIFY LUMINAIRE

Code:	Square (A):	Power:	Delivered lms:	LPW:
97 3320	610mm/24"	36W	4622	130
97 3330	914mm/36"	90W	12295	136
97 3340	1219mm/48"	168W	23640	141

B SPECIFY CCT

30	3000K (min 80 CR)
35	3500K (min 80 CR)
40	4000K (min 80 CR)

C SPECIFY FINISH

BL	Black
MS	Metallic Silver
WH	White
F39	Other painted finish (RAL number required)
F40	Other Non-RAL painted finish (sample chip required)

Additional Information

F39 & F40 have a one time set-up charge regardless of quantity.

D SPECIFY LUMEN & WATTAGE REDUCTION

PRO	Lumen & Wattage Reduction to approximately 25% of standard output
PR1	Lumen & Wattage Reduction to approximately 50% of standard output
PR2	Lumen Wattage & Reduction to approximately 75% of standard output

Additional Information

Note: Custom Reduction Percentages Available Upon Request.

E SPECIFY DIMMING OPTIONS

DL	DALI Dimming (1%)
DS	DSI (EU only)
SD	SwitchDim (EU only)

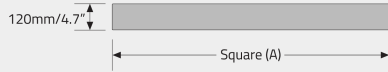
Additional Information

DS & SD options not available in North America

EXAMPLE SPECIFICATION CODE

973320/35/WH

DIMENSIONAL DIAGRAMS



APPROVALS



DAMP
LOCATION



IP20