



GENERAL SPECIFICATION

Body and trim: Steel and aluminum.

Finish: Powder coated.

Suspension: Stainless steel cables.

Power cable: Silver braided.

Diffusers: Opal polycarbonate.

Drivers: Integral, HPF electronic drivers for 120-277V (EU-240V), 0-10V, 1% dimming standard.

Mechanical: Luminaires mount directly over J box (by others - North America only).

Integral Emergency system: Emergency option provides a 1.5 hour (3 hours for EU) emergency lighting facility. The self contained system includes the inverter module, NiCad batteries, LED charge indicator and test switch (NA only). Not available with a 347V supply.

L70 @25deg C (77deg F): > 50,000 hrs.

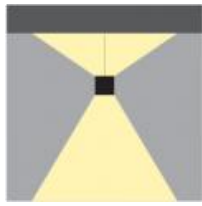
Delivered Lumens: Delivered lumens & LPW based on 3000K (min 80 CRI) for White LEDs only.



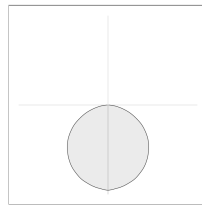
MOUNTING & OPTICS



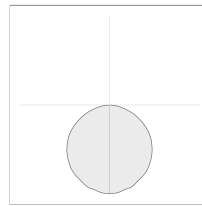
Suspended Direct



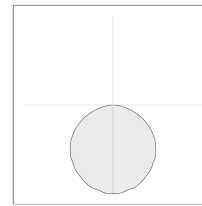
Suspended Direct/Indirect



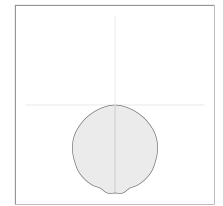
97 0010



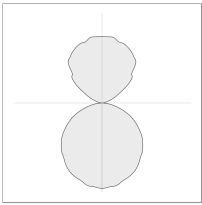
97 0020



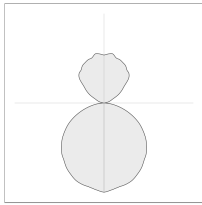
97 0030



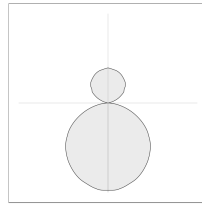
97 0040



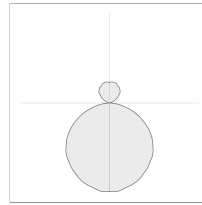
97 0110



97 0120



97 0130



97 0140

HOW TO ORDER

A SPECIFY LUMINAIRE

Code:	Diameter (A):	Light Direction:	Power (LED):	Direct lms:	Indirect lms:	LPW:
97 0010	457mm/18"	Direct	30W	3301		110
97 0020	610mm/24"	Direct	40W	4590		115
97 0030	914mm/36"	Direct	100W	11892		119
97 0040	1219mm/48"	Direct	199W	23697		119
97 0110	457mm/18"	Direct/Indirect	51W	3305	2285	110
97 0120	610mm/24"	Direct/Indirect	61W	4592	2284	113
97 0130	914mm/36"	Direct/Indirect	141W	12045	4476	117
97 0140	1219mm/48"	Direct/Indirect	242W	23658	5002	119

Additional Information

Recommended minimum suspension length: 12" for White LEDs, 24" for Colored LEDs

B SPECIFY CCT (DIRECT)

D30	3000K (min 80 CRI)
D35	3500K (min 80 CRI)
D40	4000K (min 80 CRI)

C SPECIFY CCT/COLOR (INDIRECT)

N30	3000K (min 80 CRI)
N35	3500K (min 80 CRI)
N40	4000K (min 80 CRI)
NRD	Red
NGN	Green
NBL	Blue

D SPECIFY SUSPENSION

S1	Vertical Suspension
S2	Hub Suspension (not available with 1219mm/48" dia.)

E SPECIFY FINISH

BL	Black
MS	Metallic Silver
WH	White
F39	Other painted finish (RAL number required)
F40	Other Non-RAL painted finish (sample chip required)

Additional Information

F39 & F40 have a one time set-up charge regardless of quantity.

F SPECIFY LUMEN & WATTAGE REDUCTION

- PRO** Lumen & Wattage Reduction to approximately 25% of standard output
- PR1** Lumen & Wattage Reduction to approximately 50% of standard output
- PR2** Lumen & Wattage Reduction to approximately 75% of standard output

Additional Information

Note: Custom Reduction Percentages Available Upon Request.

G SPECIFY DIMMING OPTIONS

- DL** DALI Dimming (1%)
- DS** DSI (EU only)
- SD** SwitchDim (EU only)

Additional Information

DS & SD options not available in North America

H SPECIFY OPTIONS

- EM** Integral Emergency System
- OD** Opal diffuser for uplight (10% reduction of indirect lms)
- SS** Separate Switching (two power cables supplied)

Additional Information

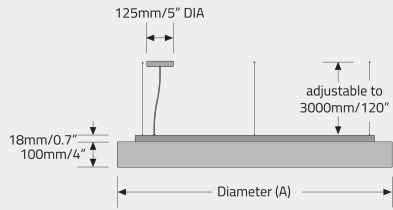
OD option must be ordered with 97 0110 when ordering S2 suspension

EXAMPLE SPECIFICATION CODE

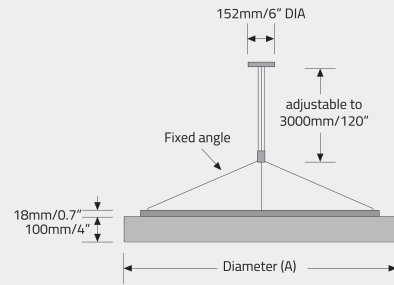
970120/D35/N35/S1/WH

DIMENSIONAL DIAGRAMS

S1 - VERTICAL SUSPENSION



S2 - HUB SUSPENSION



S2 - Available up to 914mm/36" DIA only.

APPROVALS

