



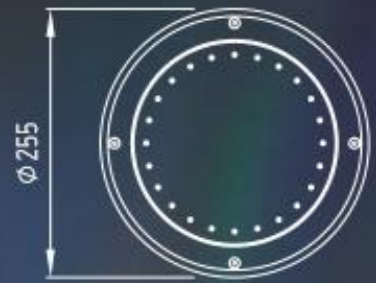
# Water Effect In-ground

DMX controlled, dynamic LED effect luminaire IP65, IP66, IP67 and IP68

The in-ground version of the Water Effect system has developed the concept to a higher power level with multiple groups of LEDs and DMX control channels.

Combining a variety of LED colour temperatures and colours with textured glass and complex dimming sequences creates abstract light patterns that can be customized for each project.

The luminaire is durable with a walk over rated glass window, provides up to 2,500 lumens and since there are no moving parts, will provide a long working life.

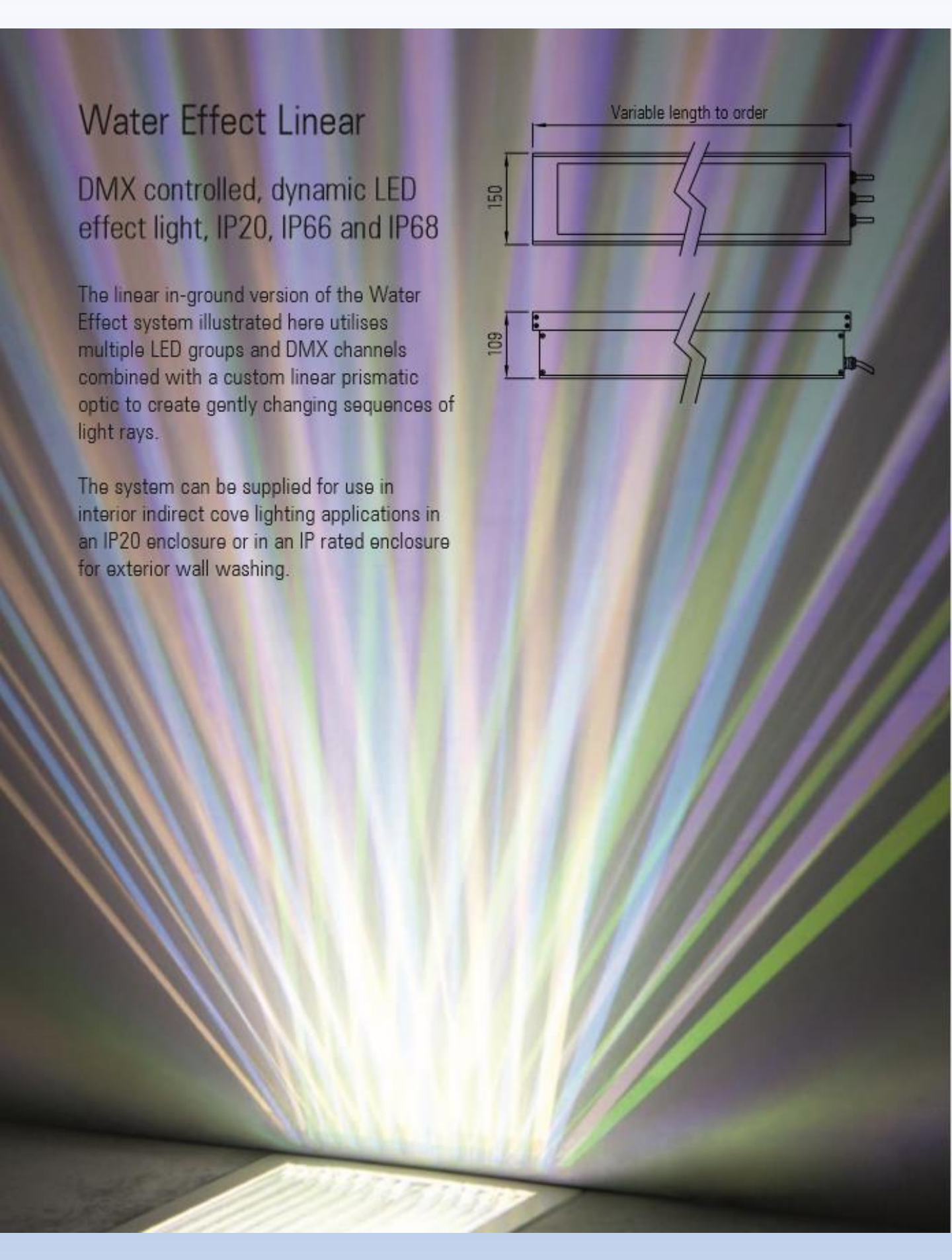
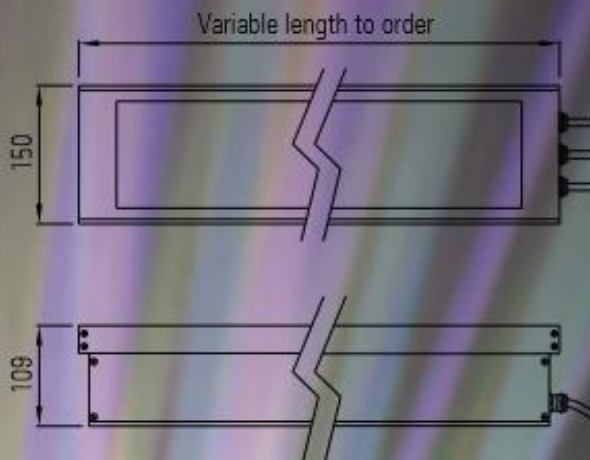


## Water Effect Linear

DMX controlled, dynamic LED effect light, IP20, IP66 and IP68

The linear in-ground version of the Water Effect system illustrated here utilises multiple LED groups and DMX channels combined with a custom linear prismatic optic to create gently changing sequences of light rays.

The system can be supplied for use in interior indirect cove lighting applications in an IP20 enclosure or in an IP rated enclosure for exterior wall washing.



# RAD Cube IP65

## RGBW LED wall light

The RAD Cube IP65 architectural wall light incorporates a single RGBW LED array and DMX driver controller.

The colour-mixing lens works with the RGBW LED array to create a well blended colour output even with a small offset distance from the wall.

The LED and lens are angled at 15 degrees to push more light onto the mounting surface.

The RAD Cube can also be produced with a dynamic white LED array and DMX control.

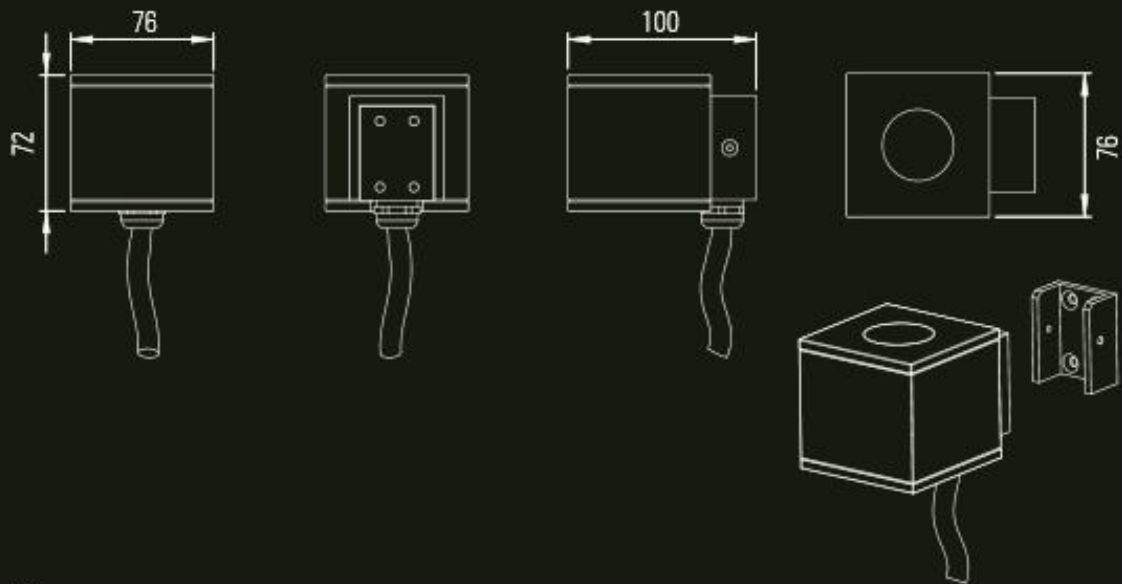
The luminaires can be linked together in a chain with 5 core exterior grade cable and IP68 connectors for easy wiring.

7 Watts produce approximately 500 lumens depending on LED configuration.

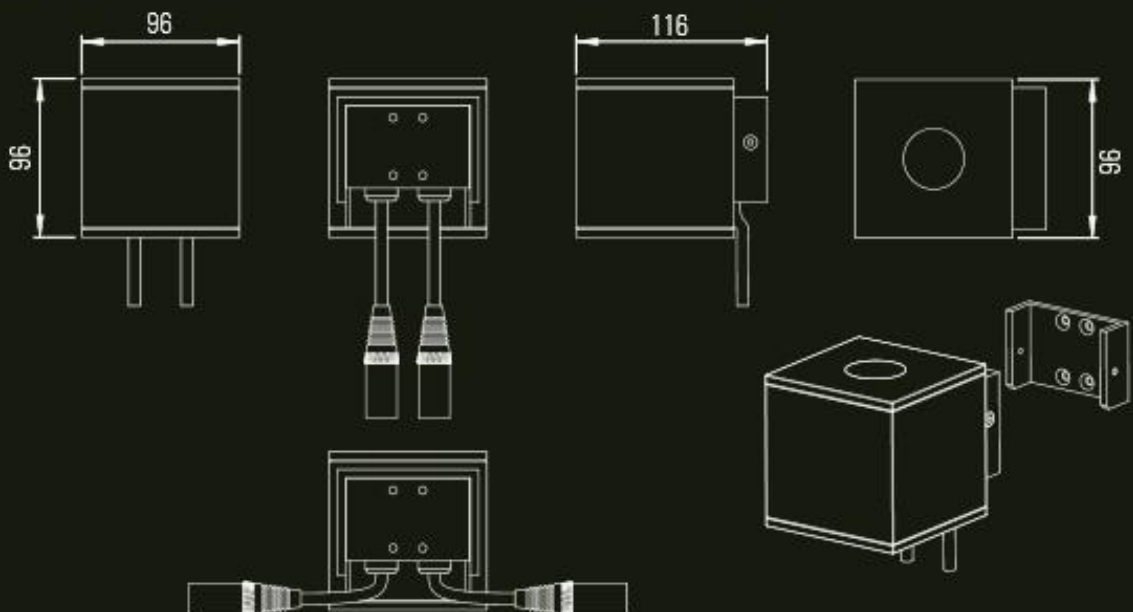




RAD Cube 75:



RAD Cube 95:



# Water Effect Lighting system

DMX controlled, dynamic LED  
effect light, IP20 and IP65

The Water Effect system was developed with ÅF Lighting for the Landmarket residential tower block project in Stockholm.

The surface mounted luminaires create a slowly changing effect of light reflected from flowing water.

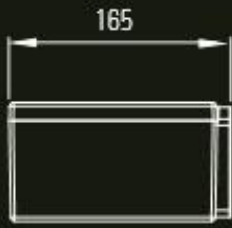
A wide range of LED colour temperatures and coloured LED options can be incorporated in this system. Combining multiple LEDs with different textured glass panels and a 4 channel DMX controller creates unique lighting effects which can be customized for each project.

Light output up to 1,500 lumens with all LEDs on full power.

The system is available in IP20 and IP65 versions and the enclosures can be powder coated in any RAL finish.



Water Effect light 150:



Side view

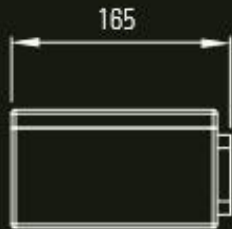


Front view




Plan view

Water Effect light 300:



Side view



Front view



Plan view

