

ULTRA NARROW SPOT



Technical Description

Retro 11 is a single source LED spotlight that comes as standard in white, black and brushed aluminium finishes. It has five site changeable optics for flexible distribution. The ultra narrow spot beam in our 4.9W 405lm module has a peak intensity of 8306cd. The Jack Plug system enables the luminaire to be easily disconnected and reconnected to all of Precision Lighting's systems, offering flexibility throughout the product's lifetime. The onboard 24V driver ensures overcurrent protection and is not polarity sensitive.

Mechanical

Category Interior use only IP20

Systems Eutrac | Monopoint | LV tracks

Material Machined Aluminium

Weight 190g

Lockable No

Accessories Louvres | Lenses

Finishes

Finishes Brushed Aluminium | Black | White | Rubbed Bronze | Custom*

* Please enquire as to the availability of non-standard finishes

Optical & Electrical

System Power 4.9W

Driver/PSU Code QTY Lights Input

Module Output 405lm*

————— 1-10V Dimming —————

Absolute Output 397lm

PSCV-20-24-A-TC 1 230V

LOR 98

PSCV-15-24-A-TC 1 110/127V

Gear Type Dimmable available

PSCV-120-24-A-OS 1 to 15 230V

Colour Temperature 3000K*

————— DALI Dimming —————

CRI 92 TYP

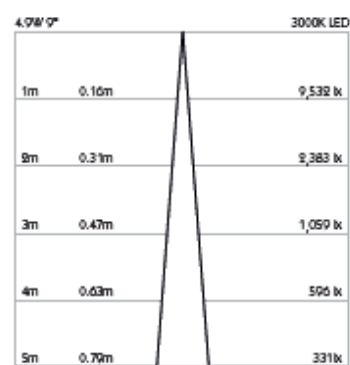
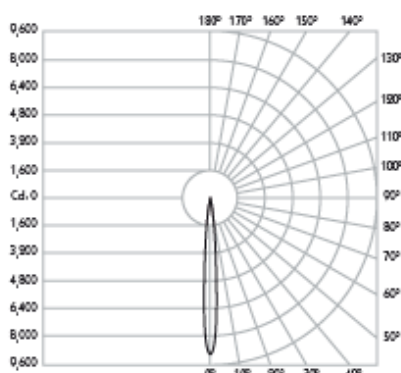
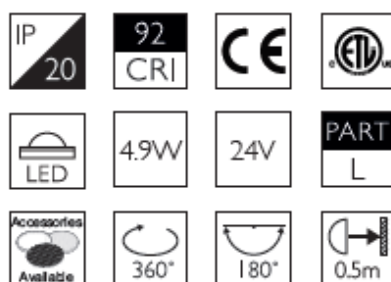
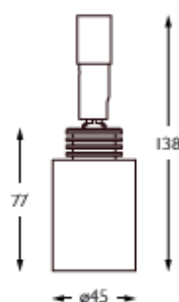
PSCV-16-24-D-TC 1 230V

TM-30 Rf: 90 Rg: 99

PSCV-15-24-D-TC 1 110/127V

Beam Angle 09°

PSCV-100-24-D-EL 1 to 15 120/230V



Product Photometry tested in accordance with LM-79 at 3000K, please enquire for 2700K data.

Finish	Cable	Basis Track	Retrac	Eutrac	Trimless	Flat	Node	Surface
AL	CA4-333-AL-XX0920	BT-333-AL-XX0920	RT-333-AL-XX0920	ELT3-333-AL-XX0920	MPS-333-AL-XX0920	MPX-333-AL-XX0920	MPY-333-AL-XX0920	MPZ-333-AL-XX0920
WH				ELT3-333-WH-XX0920	MPS-333-WH-XX0920	MPX-333-WH-XX0920	MPY-333-WH-XX0920	MPZ-333-WH-XX0920
BK				ELT3-333-BK-XX0920	MPS-333-BK-XX0920	MPX-333-BK-XX0920	MPY-333-BK-XX0920	MPZ-333-BK-XX0920
RB		BT-333-RB-XX0920			MPS-333-RB-XX0920	MPX-333-RB-XX0920	MPY-333-RB-XX0920	MPZ-333-RB-XX0920

For 3000K Substitute XX with 30

For 2700K Substitute XX with 27

*All Brass and Bronze finishes are made to order and subject to MOQ

NARROW SPOT



Technical Description

Retro 11 is a single source LED spotlight that comes as standard in white, black and brushed aluminium finishes. It has five site changeable optics for flexible distribution. The narrow spot beam in our 4.9W 405lm module has a peak intensity of 6381cd. The Jack Plug system enables the luminaire to be easily disconnected and reconnected to all of Precision Lighting's systems, offering flexibility throughout the product's lifetime. The onboard 24V driver ensures overcurrent protection and is not polarity sensitive.

Mechanical

Category Interior use only IP20

Material Machined Aluminium

Lockable No

Accessories Louvres | Lenses

Systems Eutrac | Monopoint | LV tracks

Weight 190g

Finishes

Finishes Brushed Aluminium | Black | White | Rubbed Bronze | Custom*

* Please enquire as to the availability of non-standard Finishes

Optical & Electrical

System Power 4.9W

Module Output 405lm*

Absolute Output 396lm

LOR 98

Gear Type Dimmable available

Colour Temperature 3000K*

CRI 92 TYP

TM-30 RF: 90 RG: 99

Beam Angle 11°

Driver/PSU Code **QTY** **Lights** **Input**

————— 1-10V Dimming —————

PSCV-20-24-A-TC 1 230V

PSCV-15-24-A-TC 1 110/127V

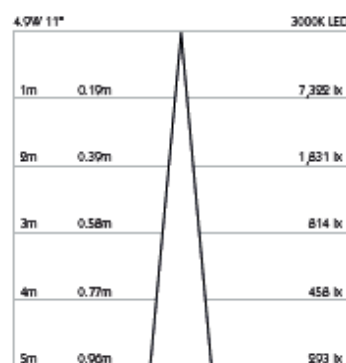
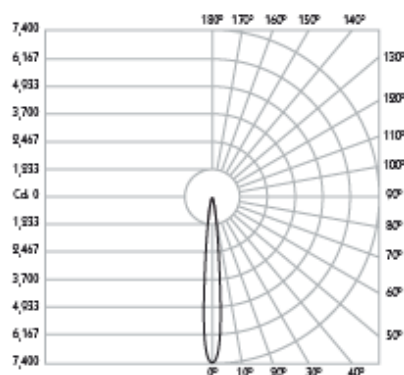
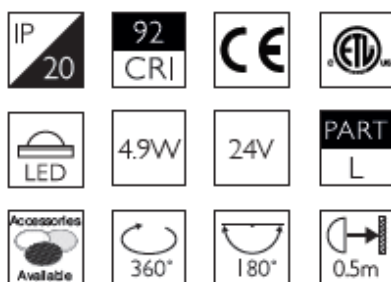
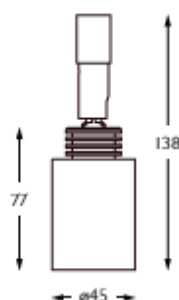
PSCV-120-24-A-OS 1 to 15 230V

————— DALI Dimming —————

PSCV-16-24-D-TC 1 230V

PSCV-15-24-D-TC 1 110/127V

PSCV-100-24-D-EL 1 to 15 120/230V



Product Photometry tested in accordance with LM-79 at 3000K, please enquire for 2700K data.

Finish	Cable	Basis Track	Retrac	Eutrac	Trimless	Flat	Node	Surface
AL	CA4-333-AL-XX0211	BT-333-AL-XX0211	RT-333-AL-XX0211	ELT3-333-AL-XX0211	MPS-333-AL-XX0211	MPX-333-AL-XX0211	MPY-333-AL-XX0211	MPZ-333-AL-XX0211
WH			RT-333-WH-XX0211	ELT3-333-WH-XX0211	MPS-333-WH-XX0211	MPX-333-WH-XX0211	MPY-333-WH-XX0211	MPZ-333-WH-XX0211
BK			RT-333-BK-XX0211	ELT3-333-BK-XX0211	MPS-333-BK-XX0211	MPX-333-BK-XX0211	MPY-333-BK-XX0211	MPZ-333-BK-XX0211
RB			RT-333-RB-XX0211		MPS-333-RB-XX0211	MPX-333-RB-XX0211	MPY-333-RB-XX0211	MPZ-333-RB-XX0211

For 3000K Substitute XX with 30

For 2700K Substitute XX with 27

*All Brass and Bronze finishes are made to order and subject to MOQ

MEDIUM



Technical Description

Retro 11 is a single source LED spotlight that comes as standard in white, black and brushed aluminium finishes. It has five site changeable optics for flexible distribution. The medium beam in our 4.9W 405lm module has a peak intensity of 3456cd. The Jack Plug system enables the luminaire to be easily disconnected and reconnected to all of Precision Lighting's systems, offering flexibility throughout the product's lifetime. The onboard 24V driver ensures overcurrent protection and is not polarity sensitive.

Mechanical

Category Interior use only IP20
Material Machined Aluminium
Lockable No
Accessories Louvres | Lenses

Systems Eutrac | Monopoint | LV tracks
Weight 190g

Finishes

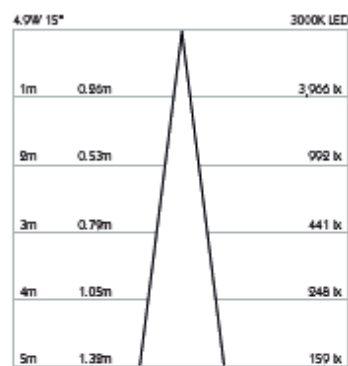
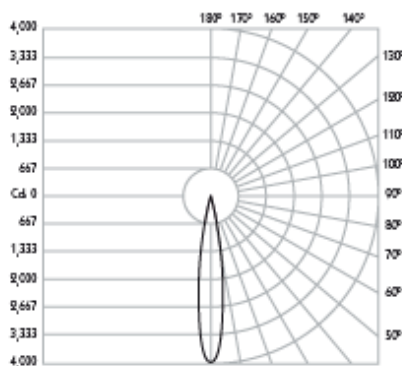
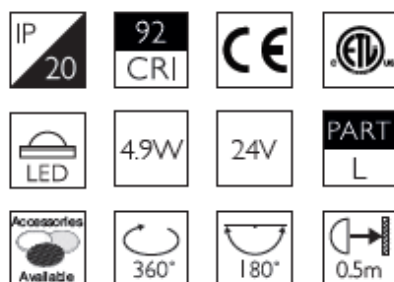
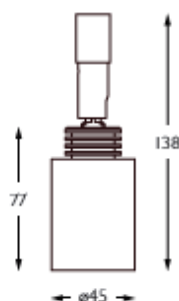
Finishes Brushed Aluminium | Black | White | Rubbed Bronze | Custom*

* Please enquire as to the availability of non-standard Finishes

Optical & Electrical

System Power 4.9W
Module Output 405lm*
Absolute Output 397lm
LOR 98
Gear Type Dimmable available
Colour Temperature 3000K*
CRI 92 TYP
TM-30 RF: 90 RG: 99
Beam Angle 15°

Driver/PSU Code	QTY Lights	Input
————— 1-10V Dimming —————		
PSCV-20-24-A-TC	1	230V
PSCV-15-24-A-TC	1	110/127V
PSCV-120-24-A-OS	1 to 15	230V
————— DALI Dimming —————		
PSCV-16-24-D-TC	1	230V
PSCV-15-24-D-TC	1	110/127V
PSCV-100-24-D-EL	1 to 15	120/230V



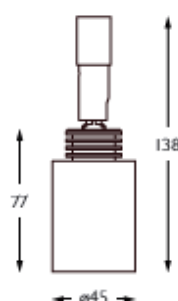
Product Photometry tested in accordance with LM-79 at 3000K, please enquire for 2700K data.

Finish	Cable	Basis Track	Retrac	Eutrac	Trimless	Flat	Node	Surface
AL	CA4-333-AL-XX0215	BT-333-AL-XX0215	RT-333-AL-XX0215	ELT3-333-AL-XX0215	MP5-333-AL-XX0215	MPX-333-AL-XX0215	MPY-333-AL-XX0215	MPZ-333-AL-XX0215
WH			RT-333-WH-XX0215	ELT3-333-WH-XX0215	MP5-333-WH-XX0215	MPX-333-WH-XX0215	MPY-333-WH-XX0215	MPZ-333-WH-XX0215
BK			RT-333-BK-XX0215	ELT3-333-BK-XX0215	MP5-333-BK-XX0215	MPX-333-BK-XX0215	MPY-333-BK-XX0215	MPZ-333-BK-XX0215
RB		BT-333-RB-XX0215			MP5-333-RB-XX0215	MPX-333-RB-XX0215	MPY-333-RB-XX0215	MPZ-333-RB-XX0215

For 3000K Substitute XX with 30

For 2700K Substitute XX with 27

*All Brass and Bronze finishes are made to order and subject to MOQ



Technical Description

Retro 11 is a single source LED spotlight that comes as standard in white, black and brushed aluminium finishes. It has five site changeable optics for flexible distribution. The flood beam in our 4.9W 405lm module has a peak intensity of 1048cd. The Jack Plug system enables the luminaire to be easily disconnected and reconnected to all of Precision Lighting's systems, offering flexibility throughout the product's lifetime. The onboard 24V driver ensures overcurrent protection and is not polarity sensitive.

Mechanical

Category Interior use only IP20
Material Machined Aluminium
Lockable No
Accessories Louvres | Lenses

Systems Eutrac | Monopoint | LV tracks
Weight 190g

Finishes

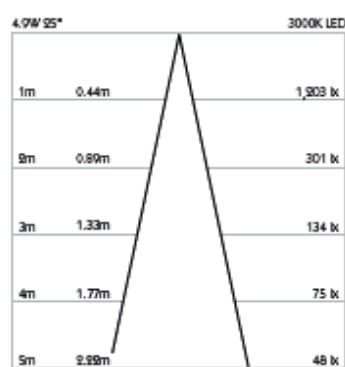
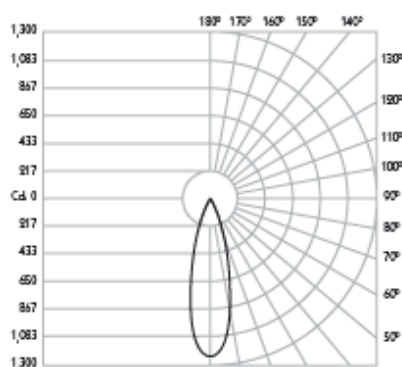
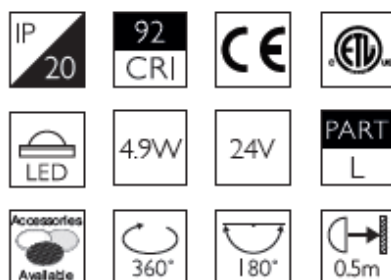
Finishes Brushed Aluminium | Black | White | Rubbed Bronze | Custom*

* Please enquire as to the availability of non-standard Finishes

Optical & Electrical

System Power 4.9W
Module Output 405lm*
Absolute Output 345lm
LOR 85
Gear Type Dimmable available
Colour Temperature 3000K*
CRI 92 TYP
TM-30 Rf: 90 Rg: 99
Beam Angle 25°

Driver/PSU Code	QTY Lights	Input
————— 1-10V Dimming —————		
PSCV-20-24-A-TC	1	230V
PSCV-15-24-A-TC	1	110/127V
PSCV-120-24-A-OS	1 to 15	230V
————— DALI Dimming —————		
PSCV-16-24-D-TC	1	230V
PSCV-15-24-D-TC	1	110/127V
PSCV-100-24-D-EL	1 to 15	120/230V



Product Photometry tested in accordance with LM-79 at 3000K, please enquire for 2700K data.

Finish	Cable	Basis Track	Retrac	Eutrac	Trimless	Flat	Node	Surface
AL	CA4-333-AL-XX0925	BT-333-AL-XX0925	RT-333-AL-XX0925	ELT3-333-AL-XX0925	MPS-333-AL-XX0925	MFX-333-AL-XX0925	MPLY-333-AL-XX0925	MWZ-333-AL-XX0925
WH			RT-333-WH-XX0925	ELT3-333-WH-XX0925	MPS-333-WH-XX0925	MFX-333-WH-XX0925	MPLY-333-WH-XX0925	MWZ-333-WH-XX0925
BK			RT-333-BK-XX0925	ELT3-333-BK-XX0925	MPS-333-BK-XX0925	MFX-333-BK-XX0925	MPLY-333-BK-XX0925	MWZ-333-BK-XX0925
RB		BT-333-RB-XX0925			MPS-333-RB-XX0925	MFX-333-RB-XX0925	MPLY-333-RB-XX0925	MWZ-333-RB-XX0925

For 3000K Substitute XX with 30

For 2700K Substitute XX with 27

*All Brass and Bronze finishes are made to order and subject to MOQ

WIDE FLOOD



Technical Description

Retro 11 is a single source LED spotlight that comes as standard in white, black and brushed aluminium finishes. It has five site changeable optics for flexible distribution. The wide flood beam in our 4.9W 405lm module has a peak intensity of 348cd. The Jack Plug system enables the luminaire to be easily disconnected and reconnected to all of Precision Lighting's systems, offering flexibility throughout the product's lifetime. The onboard 24V driver ensures overcurrent protection and is not polarity sensitive.

Mechanical

Category Interior use only IP20

Systems Eutrac | Monopoint | LV tracks

Material Machined Aluminium

Weight 190g

Lockable No

Accessories Louvres | Lenses

Finishes

Finishes Brushed Aluminium | Black | White | Rubbed Bronze | Custom*

* Please enquire as to the availability of non-standard Finishes

Optical & Electrical

System Power 4.9W

Driver/PSU Code QTY Lights Input

Module Output 405lm*

————— 1-10V Dimming —————

Absolute Output 330lm

PSCV-20-24-A-TC 1 230V

LOR 81

PSCV-15-24-A-TC 1 110/127V

Gear Type Dimmable available

PSCV-120-24-A-OS 1 to 15 230V

Colour Temperature 3000K*

————— DALI Dimming —————

CRI 92 TYP


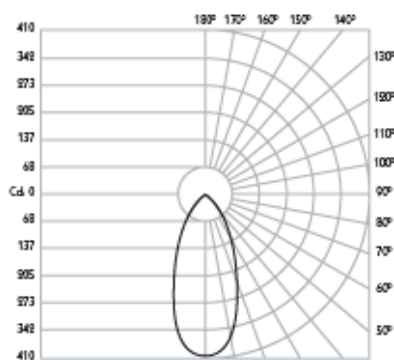
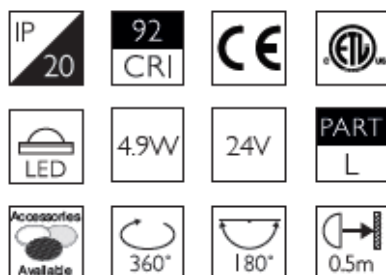
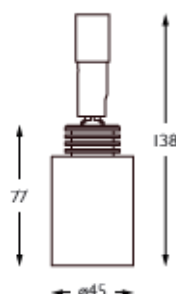
PSCV-16-24-D-TC 1 230V

TM-30 RF: 90 RG: 99

PSCV-15-24-D-TC 1 110/127V

Beam Angle 45°

PSCV-100-24-D-EL 1 to 15 120/230V



Product Photometry tested in accordance with LM-79 at 3000K, please enquire for 2700K data.

Finish	Cable	Basis Track	Retrac	Eutrac	Trimless	Flat	Node	Surface
AL	CAA-333-AL-XX0945	BT-333-AL-XX0945	RT-333-AL-XX0945	ELT3-333-AL-XX0945	MPS-333-AL-XX0945	MFK-333-AL-XX0945	MPY-333-AL-XX0945	MPZ-333-AL-XX0945
WH			RT-333-WH-XX0945	ELT3-333-WH-XX0945	MPS-333-WH-XX0945	MFK-333-WH-XX0945	MPY-333-WH-XX0945	MPZ-333-WH-XX0945
BK			RT-333-BK-XX0945	ELT3-333-BK-XX0945	MPS-333-BK-XX0945	MFK-333-BK-XX0945	MPY-333-BK-XX0945	MPZ-333-BK-XX0945
RB *		BT-333-RB-XX0945			MPS-333-RB-XX0945	MFK-333-RB-XX0945	MPY-333-RB-XX0945	MPZ-333-RB-XX0945

For 3000K Substitute XX with 30

For 2700K Substitute XX with 27

*All Brass and Bronze finishes are made to order and subject to MOQ