

NARROW SPOT



Category Interior use only IP20

Material Machined Aluminium

Finish Brushed Aluminium | Black | White | Custom

Cutout $\varnothing 44 \times 22$ mm

Ceiling Thickness 5-25mm

Minimum Ceiling Void 20mm above top of luminaire module

Accessories Lenses

System Power 4.4W

Module Output 356lm

Absolute Output 329lm

LOR 93%

Colour Temperature 3000K*

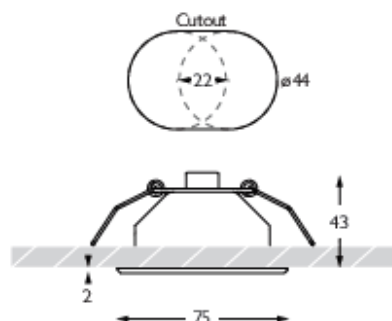
CRI Ra: 95 **TM-30** Rf: 93 Rg: 99

Optics 12°

Gear Type Dimmable options available

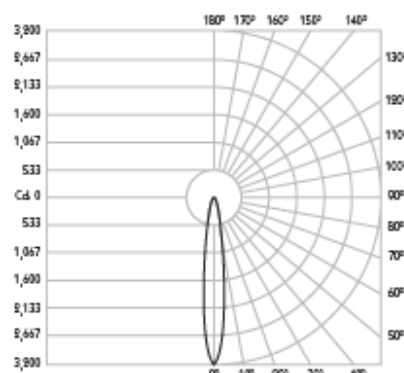
Weight 104g

* Please enquire as to the availability of non-standard colour temperatures.

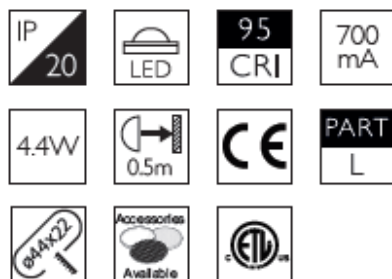


Domino 2 Recessed is a 95CRI architectural luminaire. The minimal aesthetic, common across the Precision portfolio, ensures the luminaire blends into its architectural surroundings. The luminaire comes as standard in white, black and brushed aluminium finishes, and has five changeable optic for flexible distribution. The built-in, anti-reflective, magnetic accessory holder enables glare control and accommodates accessories up to 9mm thick. Domino 2 Recessed is machined from aerospace grade 6063-T6 aluminium, delivering a lumen package of 356lm at 4.4W.

Product Photometry independently tested in accordance with LM-79



Beam Diameter	Beam Length	Lumen Output
1m	0.21m	3,140 lk
2m	0.42m	785 lk
3m	0.63m	350 lk
4m	0.84m	190 lk
5m	1.05m	125 lk



Bezel

TX-652-AL-309512

TX-652-BK-309512

TX-652-WH-309512


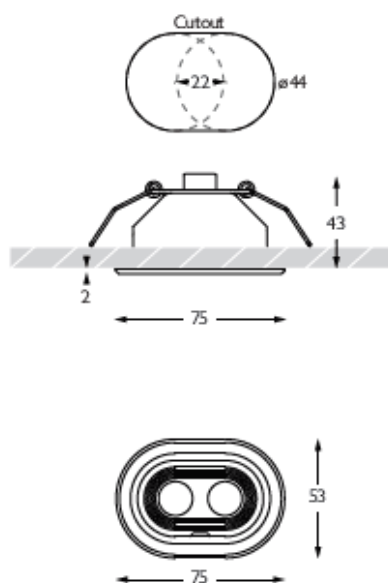


PRECISION
LIGHTING

SALES@PRECISIONLIGHTING.CO.UK
WWW.PRECISIONLIGHTING.CO.UK

42 RIVERSIDE ROAD
LONDON SW17 0BA
t. +44 (0) 20 8947 6616
f. +44 (0) 20 8986 6626

FLOOD



Category Interior use only IP20

Material Machined Aluminium

Finish Brushed Aluminium | Black | White | Custom

Cutout ø44 x 22mm

Ceiling Thickness 5-25mm

Minimum Ceiling Void 20mm above top of luminaire module

Accessories Lenses

System Power 4.4W

Module Output 356lm

Absolute Output 301lm

LOR 84%

Colour Temperature 3000K*

CRI Ra: 95 **TM-30** Rf: 93 Rg: 99

Optics 30°

Gear Type Dimmable options available

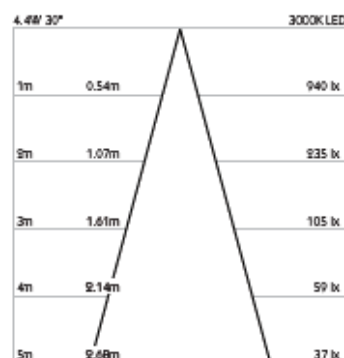
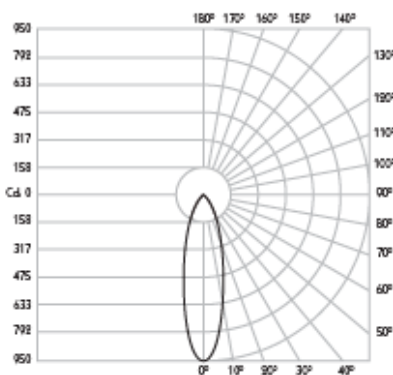
Weight 104g

* Please enquire as to the availability of non-standard colour temperatures.



Domino 2 Recessed is a 95CRI architectural luminaire. The minimal aesthetic, common across the Precision portfolio, ensures the luminaire blends into its architectural surroundings. The luminaire comes as standard in white, black and brushed aluminium finishes, and has five changeable optic for flexible distribution. The built-in, anti-reflective, magnetic accessory holder enables glare control and accommodates accessories up to 2mm thick. Domino 2 Recessed is machined from aerospace grade 6063-T6 aluminium, delivering a lumen package of 356lm at 4.4W.

Product Photometry independently tested in accordance with LM-79



TX-052-AL-309530

TX-052-BK-309530

TX-052-WH-309530

PRECISION
LIGHTING

SALES@PRECISIONLIGHTING.CO.UK
WWW.PRECISIONLIGHTING.CO.UK

42 RIVERSIDE ROAD
LONDON SW17 0BA
t. +44 (0) 20 8947 6616
f. +44 (0) 20 8286 6626

WIDE FLOOD



Category Interior use only IP20

Material Machined Aluminium

Finish Brushed Aluminium | Black | White | Custom

Cutout $\varnothing 44 \times 22$ mm

Ceiling Thickness 5-25mm

Minimum Ceiling Void 20mm above top of luminaire module

Accessories Lenses

System Power 4.4W

Module Output 356lm

Absolute Output 327lm

LOR 92%

Colour Temperature 3000K*

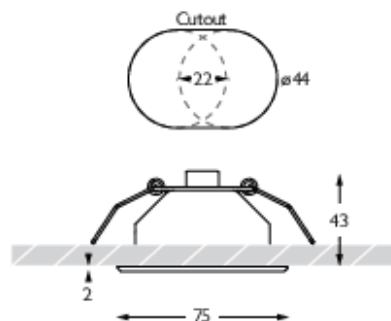
CRI Ra: 95 **TM-30** Rf: 93 Rg: 99

Optics 60°

Gear Type Dimmable options available

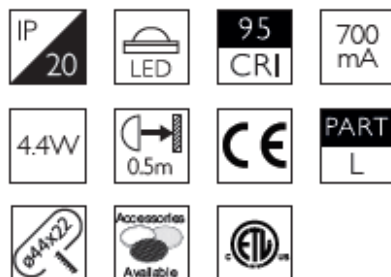
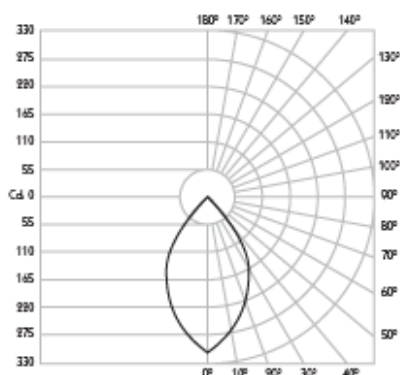
Weight 104g

* Please enquire as to the availability of non-standard colour temperatures.



Domino 2 Recessed is a 95CRI architectural luminaire. The minimal aesthetic, common across the Precision portfolio, ensures the luminaire blends into its architectural surroundings. The luminaire comes as standard in white, black and brushed aluminium finishes, and has five changeable optic for flexible distribution. The built-in, anti-reflective, magnetic accessory holder enables glare control and accommodates accessories up to 9mm thick. Domino 2 Recessed is machined from aerospace grade 6063-T6 aluminium, delivering a lumen package of 356lm at 4.4W.

Product Photometry independently tested in accordance with LM-79



Bezel

TX-652-AL-309560

TX-652-BK-309560

TX-652-WH-309560

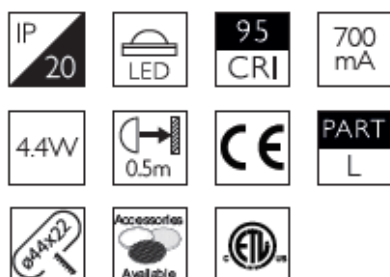
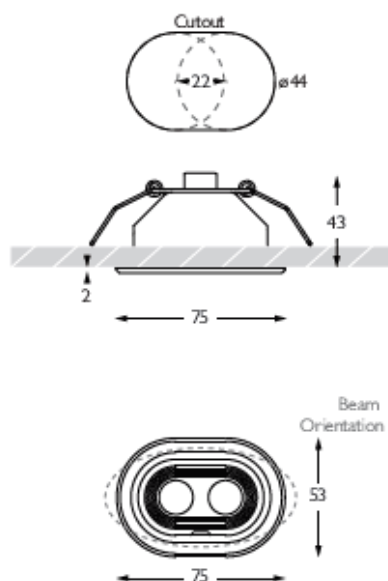
PRECISION
LIGHTING

SALES@PRECISIONLIGHTING.CO.UK
WWW.PRECISIONLIGHTING.CO.UK

42 RIVERSIDE ROAD
LONDON SW17 0BA

t. +44 (0) 20 8947 6616
f. +44 (0) 20 8286 6626

ELLIPSE



Category Interior use only IP20

Material Machined Aluminium

Finish Brushed Aluminium | Black | White | Custom

Cutout ø44 x 22mm

Ceiling Thickness 5-25mm

Minimum Ceiling Void 20mm above top of luminaire module

Accessories Lenses

System Power 4.4W

Module Output 356lm

Absolute Output 327lm

LOR 92%

Colour Temperature 3000K*

CRI Ra: 95 **TM-30** Rf: 93 Rg: 99

Optics 12X35°

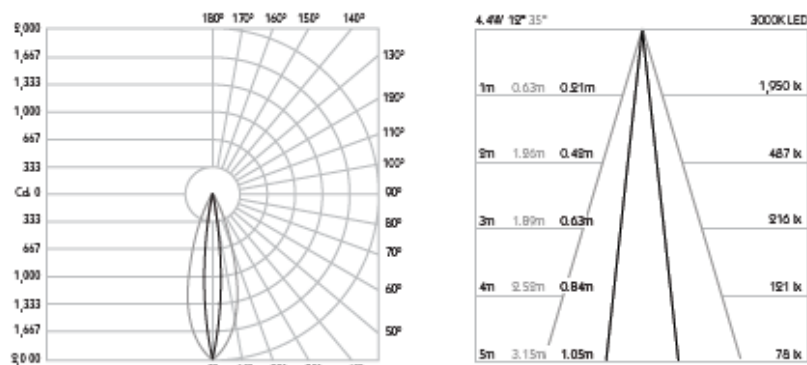
Gear Type Dimmable options available

Weight 104g

* Please enquire as to the availability of non-standard colour temperatures.

Domino 2 Recessed is a 95CRI architectural luminaire. The minimal aesthetic, common across the Precision portfolio, ensures the luminaire blends into its architectural surroundings. The luminaire comes as standard in white, black and brushed aluminium finishes, and has five changeable optic for flexible distribution. The built-in, anti-reflective, magnetic accessory holder enables glare control and accommodates accessories up to 2mm thick. Domino 2 Recessed is machined from aerospace grade 6063-T6 aluminium, delivering a lumen package of 356lm at 4.4W.

Product Photometry independently tested in accordance with LM-79



Bezel

TX-652-AL-3095E1

TX-652-BK-3095E1

TX-652-WH-3095E1

PRECISION
LIGHTING

SALES@PRECISIONLIGHTING.CO.UK

WWW.PRECISIONLIGHTING.CO.UK

42 RIVERSIDE ROAD
LONDON SW17 0BA

t. +44 (0) 20 8947 6616
f. +44 (0) 20 8286 6626

VERTICAL ELLIPSE



Category Interior use only IP20

Material Machined Aluminium

Finish Brushed Aluminium | Black | White | Custom

Cutout $\varnothing 44 \times 22$ mm

Ceiling Thickness 5-25mm

Minimum Ceiling Void 20mm above top of luminaire module

Accessories Lenses

System Power 4.4W

Module Output 356lm

Absolute Output 327lm

LOR 92%

Colour Temperature 3000K*

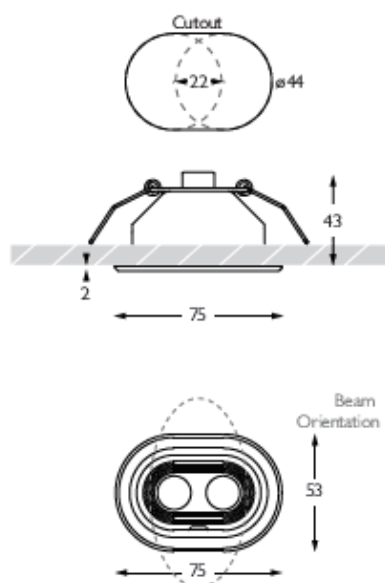
CRI Ra: 95 **TM-30** Rf: 93 Rg: 99

Optics 35X12°

Gear Type Dimmable options available

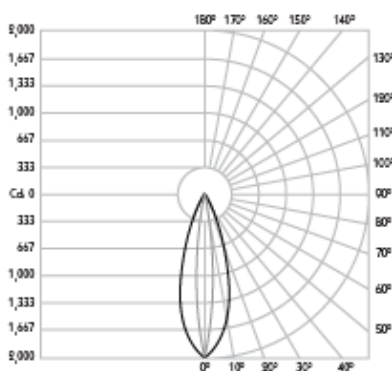
Weight 104g

* Please enquire as to the availability of non-standard colour temperatures.

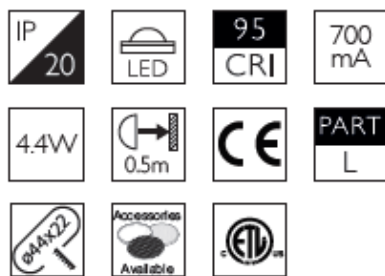


Domino 2 Recessed is a 95CRI architectural luminaire. The minimal aesthetic, common across the Precision portfolio, ensures the luminaire blends into its architectural surroundings. The luminaire comes as standard in white, black and brushed aluminium finishes, and has five changeable optic for flexible distribution. The built-in, anti-reflective, magnetic accessory holder enables glare control and accommodates accessories up to 2mm thick. Domino 2 Recessed is machined from aerospace grade 6063-T6 aluminium, delivering a lumen package of 356lm at 4.4W.

Product Photometry independently tested in accordance with LM-79



Distance	Beam Diameter	Beam Area	Footcandle
1m	0.63m	0.21m	1,950 lx
2m	1.26m	0.42m	487 lx
3m	1.89m	0.63m	316 lx
4m	2.52m	0.84m	191 lx
5m	3.15m	1.05m	148 lx



Bezel

TX-652-AL-3095E2

TX-652-BK-3095E2

TX-652-WH-3095E2

