



## Technical Description

Evo 16 is a single source LED spotlight that comes as standard in white, black and brushed aluminium finishes. It has five site changeable optics for flexible distribution. The ultra narrow spot beam in our 9W 700lm module has a peak intensity of 32617cd. The Evo has a 360 degree bearing aided rotation and 180 degree constant torque tilt mechanism, both lockable. The Jack Plug system enables the luminaire to be easily disconnected and reconnected to all of Precision Lighting's systems. The onboard 24V driver ensures overcurrent protection and is not polarity sensitive.

## Mechanical

**Category** Interior use only IP20

**Systems** Eutrac I Monopoint I LV tracks

**Material** Machined Aluminium

**Weight** 440g

**Lockable** Pan & Tilt

**Accessories** Snoots I Louvres I Lenses

## Finishes

**Finishes** Brushed Aluminium I Black I White I Rubbed Bronze I Custom\*

\* Please enquire as to the availability of non-standard Finishes

## Optical

**System Power** 9W

**Colour Temperature** 3000K\*

**Module Output** 700lm\*

**CRI** 92 TYP

**Absolute Output** 660lm

**TM-30** RF: 90 RG: 99

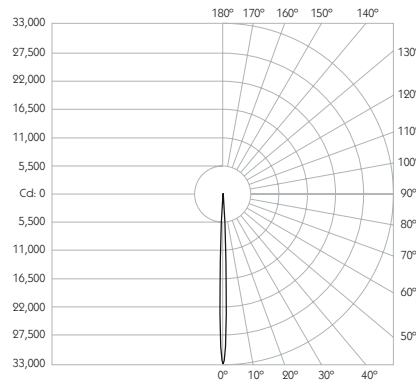
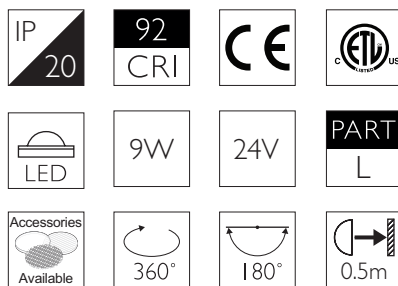
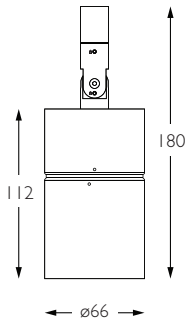
**LOR** 94

**Beam Angle** 06°

**Gear Type** Dimmable available

\*\* Photometry shown is correct for 3000K module. Please enquire for 2700K module output.

Product Photometry independently tested in accordance with LM-79



Distance (m)	Beam Diameter (m)	Illuminance (lx)
1m	0.10m	32,616 lx
2m	0.21m	8,154 lx
3m	0.31m	3,624 lx
4m	0.42m	2,039 lx
5m	0.52m	1,305 lx

Finish	Cable	Basis Track	Retrac	Eutrac	Trimless	Flat	Node	Surface
AL		BT-493-AL-XX9206	RT-493-AL-XX9206	EUT3-493-AL-XX9206	MPS-493-AL-XX9206	MPX-493-AL-XX9206	MPY-493-AL-XX9206	MPZ-493-AL-XX9206
WH			RT-493-WH-XX9206	EUT3-493-WH-XX9206	MPS-493-WH-XX9206	MPX-493-WH-XX9206	MPY-493-WH-XX9206	MPZ-493-WH-XX9206
BK			RT-493-BK-XX9206	EUT3-493-BK-XX9206	MPS-493-BK-XX9206	MPX-493-BK-XX9206	MPY-493-BK-XX9206	MPZ-493-BK-XX9206
RB *		BT-493-RB-XX9206			MPS-493-RB-XX9206	MPX-493-RB-XX9206	MPY-493-RB-XX9206	MPZ-493-RB-XX9206

For 3000K Substitute XX with 30

For 2700K Substitute XX with 27

\*All Brass and Bronze finishes are made to order and subject to MOQ



### Technical Description

Evo 16 is a single source LED spotlight that comes as standard in white, black and brushed aluminium finishes. It has five site changeable optics for flexible distribution. The narrow spot beam in our 9W 700lm module has a peak intensity of 12685cd. The Evo has a 360 degree bearing aided rotation and 180 degree constant torque tilt mechanism, both lockable. The Jack Plug system enables the luminaire to be easily disconnected and reconnected to all of Precision Lighting's systems. The onboard 24V driver ensures overcurrent protection and is not polarity sensitive.

### Mechanical

**Category** Interior use only IP20

**Systems** Eutrac I Monopoint I LV tracks

**Material** Machined Aluminium

**Weight** 440g

**Lockable** Pan & Tilt

**Accessories** Snoots I Louvres I Lenses

### Finishes

**Finishes** Brushed Aluminium I Black I White I Rubbed Bronze I Custom\*

\* Please enquire as to the availability of non-standard Finishes

### Optical

**System Power** 9W

**Colour Temperature** 3000K\*

**Module Output** 700lm\*

**CRI** 92 TYP

**Absolute Output** 660lm

**TM-30** RF: 90 RG: 99

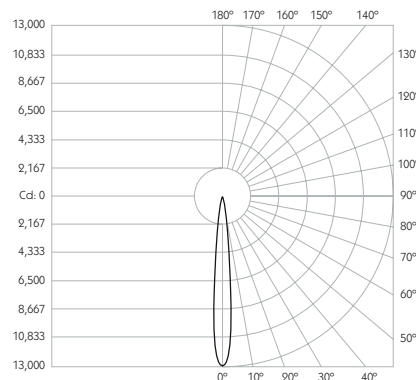
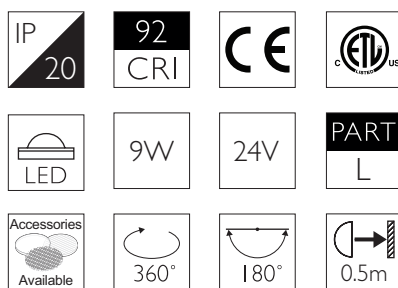
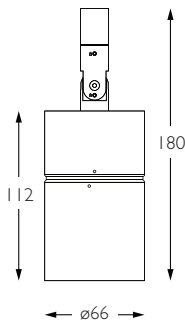
**LOR** 94

**Beam Angle** 10°

**Gear Type** Dimmable available

\*\* Photometry shown is correct for 3000K module. Please enquire for 2700K module output.

Product Photometry independently tested in accordance with LM-79



Distance	Beam Diameter	Beam Area	Beam Intensity
1m	0.17m	0.028 m²	12,685 lx
2m	0.35m	0.118 m²	3,171 lx
3m	0.52m	0.264 m²	1,409 lx
4m	0.70m	0.490 m²	792 lx
5m	0.87m	0.755 m²	507 lx

Finish	Cable	Basis Track	Retrac	Eutrac	Trimless	Flat	Node	Surface
AL		BT-493-AL-XX9210	RT-493-AL-XX9210	EUT3-493-AL-XX9210	MPS-493-AL-XX9210	MPX-493-AL-XX9210	MPY-493-AL-XX9210	MPZ-493-AL-XX9210
WH			RT-493-WH-XX9210	EUT3-493-WH-XX9210	MPS-493-WH-XX9210	MPX-493-WH-XX9210	MPY-493-WH-XX9210	MPZ-493-WH-XX9210
BK			RT-493-BK-XX9210	EUT3-493-BK-XX9210	MPS-493-BK-XX9210	MPX-493-BK-XX9210	MPY-493-BK-XX9210	MPZ-493-BK-XX9210
RB *		BT-493-RB-XX9210			MPS-493-RB-XX9210	MPX-493-RB-XX9210	MPY-493-RB-XX9210	MPZ-493-RB-XX9210

For 3000K Substitute XX with 30

For 2700K Substitute XX with 27

\*All Brass and Bronze finishes are made to order and subject to MOQ



### Technical Description

Evo 16 is a single source LED spotlight that comes as standard in white, black and brushed aluminium finishes. It has five site changeable optics for flexible distribution. The medium beam in our 9W 700lm module has a peak intensity of 5449cd. The Evo has a 360 degree bearing aided rotation and 180 degree constant torque tilt mechanism, both lockable. The Jack Plug system enables the luminaire to be easily disconnected and reconnected to all of Precision Lighting's systems. The onboard 24V driver ensures overcurrent protection and is not polarity sensitive.

### Mechanical

**Category** Interior use only IP20

**Systems** Eutrac I Monopoint I LV tracks

**Material** Machined Aluminium

**Weight** 440g

**Lockable** Pan & Tilt

**Accessories** Snoots I Louvres I Lenses

### Finishes

**Finishes** Brushed Aluminium I Black I White I Rubbed Bronze I Custom\*

\* Please enquire as to the availability of non-standard Finishes

### Optical

**System Power** 9W

**Colour Temperature** 3000K\*

**Module Output** 700lm\*

**CRI** 92 TYP

**Absolute Output** 670lm

**TM-30** RF: 90 RG: 99

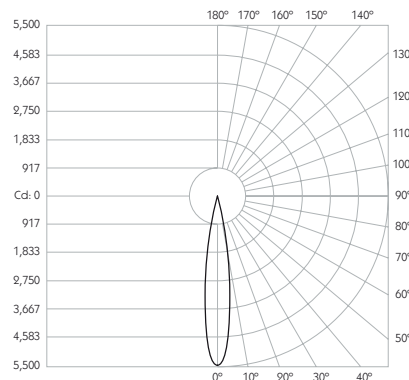
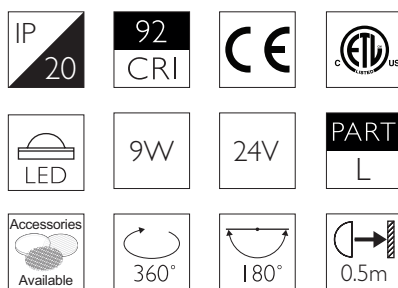
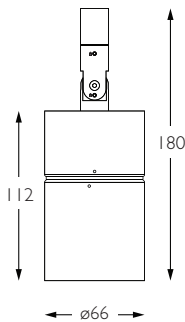
**LOR** 96

**Beam Angle** 15°

**Gear Type** Dimmable available

\*\* Photometry shown is correct for 3000K module. Please enquire for 2700K module output.

Product Photometry independently tested in accordance with LM-79



Distance	Beam Diameter	Footcandle (lx)
1m	0.26m	5,449 lx
2m	0.53m	1,362 lx
3m	0.79m	605 lx
4m	1.05m	340 lx
5m	1.32m	217 lx

Finish	Cable	Basis Track	Retrac	Eutrac	Trimless	Flat	Node	Surface
AL		BT-493-AL-XX9215	RT-493-AL-XX9215	EUT3-493-AL-XX9215	MPS-493-AL-XX9215	MPX-493-AL-XX9215	MPY-493-AL-XX9215	MPZ-493-AL-XX9215
WH			RT-493-WH-XX9215	EUT3-493-WH-XX9215	MPS-493-WH-XX9215	MPX-493-WH-XX9215	MPY-493-WH-XX9215	MPZ-493-WH-XX9215
BK			RT-493-BK-XX9215	EUT3-493-BK-XX9215	MPS-493-BK-XX9215	MPX-493-BK-XX9215	MPY-493-BK-XX9215	MPZ-493-BK-XX9215
RB *		BT-493-RB-XX9215			MPS-493-RB-XX9215	MPX-493-RB-XX9215	MPY-493-RB-XX9215	MPZ-493-RB-XX9215

For 3000K Substitute XX with 30

For 2700K Substitute XX with 27

\*All Brass and Bronze finishes are made to order and subject to MOQ

## FLOOD SHORT SNOOT



### Technical Description

Evo 16 is a single source LED spotlight that comes as standard in white, black and brushed aluminium finishes. It has five site changeable optics for flexible distribution. The flood beam in our 9W 700lm module has a peak intensity of 1670cd. The Evo has a 360 degree bearing aided rotation and 180 degree constant torque tilt mechanism, both lockable. The Jack Plug system enables the luminaire to be easily disconnected and reconnected to all of Precision Lighting's systems. The onboard 24V driver ensures overcurrent protection and is not polarity sensitive.

### Mechanical

**Category** Interior use only IP20

**Systems** Eutrac I Monopoint I LV tracks

**Material** Machined Aluminium

**Weight** 440g

**Lockable** Pan & Tilt

**Accessories** Snoots I Louvres I Lenses

### Finishes

**Finishes** Brushed Aluminium I Black I White I Rubbed Bronze I Custom\*

\* Please enquire as to the availability of non-standard Finishes

### Optical

**System Power** 9W

**Colour Temperature** 3000K\*

**Module Output** 700lm\*

**CRI** 92 TYP

**Absolute Output** 630lm

**TM-30** RF: 90 RG: 99

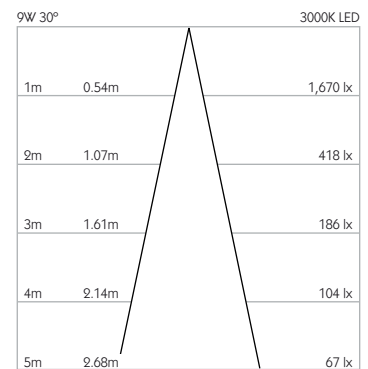
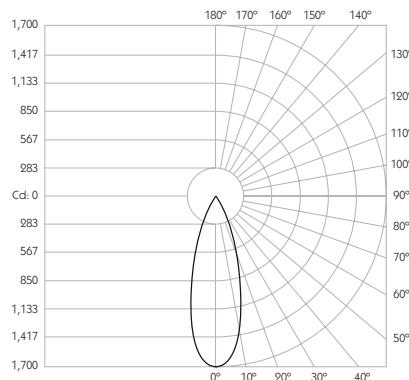
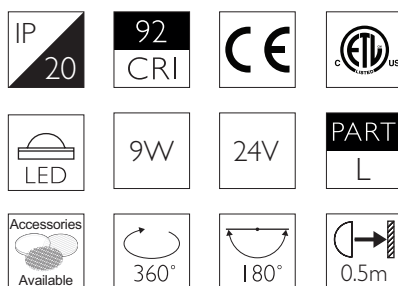
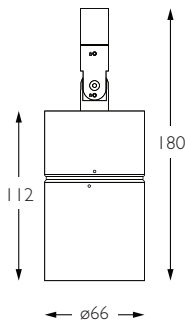
**LOR** 90

**Beam Angle** 30°

**Gear Type** Dimmable available

\*\* Photometry shown is correct for 3000K module. Please enquire for 2700K module output.

Product Photometry independently tested in accordance with LM-79



Finish	Cable	Basis Track	Retrac	Eutrac	Trimless	Flat	Node	Surface
AL		BT-493-AL-XX9230	RT-493-AL-XX9230	EUT3-493-AL-XX9230	MPS-493-AL-XX9230	MPX-493-AL-XX9230	MPY-493-AL-XX9230	MPZ-493-AL-XX9230
WH			RT-493-WH-XX9230	EUT3-493-WH-XX9230	MPS-493-WH-XX9230	MPX-493-WH-XX9230	MPY-493-WH-XX9230	MPZ-493-WH-XX9230
BK			RT-493-BK-XX9230	EUT3-493-BK-XX9230	MPS-493-BK-XX9230	MPX-493-BK-XX9230	MPY-493-BK-XX9230	MPZ-493-BK-XX9230
RB *		BT-493-RB-XX9230			MPS-493-RB-XX9230	MPX-493-RB-XX9230	MPY-493-RB-XX9230	MPZ-493-RB-XX9230

For 3000K Substitute XX with 30

For 2700K Substitute XX with 27

\*All Brass and Bronze finishes are made to order and subject to MOQ

## WIDE FLOOD SHORT SNOOT



### Technical Description

Evo 16 is a single source LED spotlight that comes as standard in white, black and brushed aluminium finishes. It has five site changeable optics for flexible distribution. The wide flood beam in our 9W 700lm module has a peak intensity of 540cd. The Evo has a 360 degree bearing aided rotation and 180 degree constant torque tilt mechanism, both lockable. The Jack Plug system enables the luminaire to be easily disconnected and reconnected to all of Precision Lighting's systems. The onboard 24V driver ensures overcurrent protection and is not polarity sensitive.

### Mechanical

**Category** Interior use only IP20

**Systems** Eutrac I Monopoint I LV tracks

**Material** Machined Aluminium

**Weight** 440g

**Lockable** Pan & Tilt

**Accessories** Snoots I Louvres I Lenses

### Finishes

**Finishes** Brushed Aluminium I Black I White I Rubbed Bronze I Custom\*

\* Please enquire as to the availability of non-standard Finishes

### Optical

**System Power** 9W

**Colour Temperature** 3000K\*

**Module Output** 700lm\*

**CRI** 92 TYP

**Absolute Output** 630lm

**TM-30** RF: 90 RG: 99

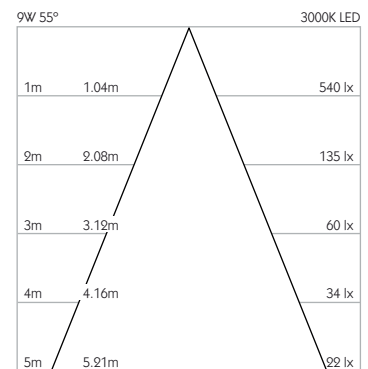
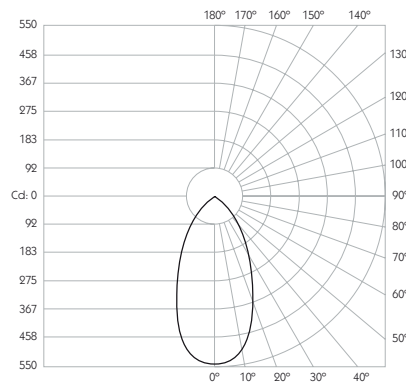
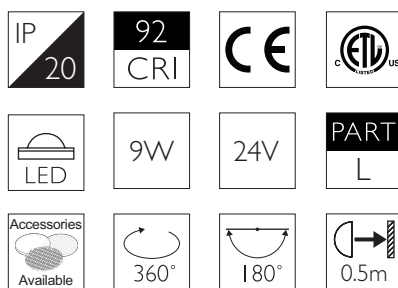
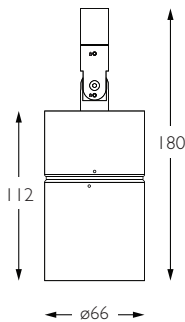
**LOR** 90

**Beam Angle** 55°

**Gear Type** Dimmable available

\*\* Photometry shown is correct for 3000K module. Please enquire for 2700K module output.

Product Photometry independently tested in accordance with LM-79



Finish	Cable	Basis Track	Retrac	Eutrac	Trimless	Flat	Node	Surface
AL		BT-493-AL-XX9255	RT-493-AL-XX9255	EUT3-493-AL-XX9255	MPS-493-AL-XX9255	MPX-493-AL-XX9255	MPY-493-AL-XX9255	MPZ-493-AL-XX9255
WH			RT-493-WH-XX9255	EUT3-493-WH-XX9255	MPS-493-WH-XX9255	MPX-493-WH-XX9255	MPY-493-WH-XX9255	MPZ-493-WH-XX9255
BK			RT-493-BK-XX9255	EUT3-493-BK-XX9255	MPS-493-BK-XX9255	MPX-493-BK-XX9255	MPY-493-BK-XX9255	MPZ-493-BK-XX9255
RB *		BT-493-RB-XX9255			MPS-493-RB-XX9255	MPX-493-RB-XX9255	MPY-493-RB-XX9255	MPZ-493-RB-XX9255

For 3000K Substitute XX with 30

For 2700K Substitute XX with 27

\*All Brass and Bronze finishes are made to order and subject to MOQ