



GENERAL SPECIFICATION

Body and trim: Steel and aluminum.

Finish: Polyester powder coated. Canopy finishes as specified except for wood grain finishes where the canopy will be supplied white.

Suspension: Stainless steel cables. Recommended minimum distance from ceiling: 305mm/12" for white LEDs and 610mm/24" for colored LEDs (only for direct/indirect).

Power cable: Silver braided.

Diffusers: Opal polycarbonate, supplied in sections.

Drivers: Integral, HPF electronic drivers for 120-277V (EU-240V).

Mechanical: Luminaires mount directly over J box (by others - North America only).

Integral emergency system: Emergency option provides a 1.5 hour (3 hours for EU) emergency lighting facility. The self contained system includes the inverter module, NiCad batteries, LED charge indicator and test switch (NA only). Not available with a 347V supply.

L70 @25°C (77°F): > 60,000 hrs.

Delivered lumens: Delivered lumens & LPW based on 4000K (min 80 CRI) for white LEDs only.

Approvals: Damp Location (Indoor use only).

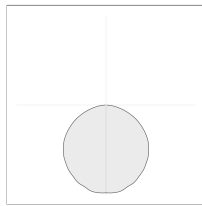
MOUNTING & OPTICS



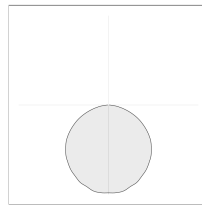
Suspended Direct



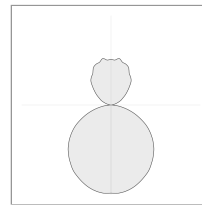
Suspended Direct/Indirect



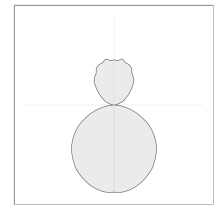
AA0



AA6



AA11



AA17

HOW TO ORDER

A SPECIFY LUMINAIRE

Code:	Dimensions:	Wattage:	Light Direction:	Delivered lms:	LPW:	# of Sections:
AA0	610mm/24" SQ	85W	Direct	8505	100	1
AA1	914mm/36" SQ	126W	Direct	12756	102	1
AA2	1219mm/48" SQ	169W	Direct	17004	101	1
AA3	1524mm/60" SQ	209W	Direct	21261	102	1
AA4	1829mm/72" SQ	251W	Direct	25513	102	1
AA5	2134mm/84" SQ	294W	Direct	29761	101	1
AA6	610mm/24"x1219mm/48"	125W	Direct	12756	102	1
AA7	914mm/36"x1829mm/72"	187W	Direct	19135	102	1
AA8	1219mm/48"x2438mm/96"	250W	Direct	25513	102	1
AA9	1524mm/60"x3048mm/120"	311W	Direct	31891	103	2
AA10	2134mm/72"x3658mm/144"	374W	Direct	38269	102	2
AA11	610mm/24" SQ	119W	Direct/Indirect	12311	103	1
AA12	914mm/36" SQ	178W	Direct/Indirect	18467	104	1
AA13	1219mm/48" SQ	239W	Direct/Indirect	24622	103	1
AA14	1524mm/60" SQ	296W	Direct/Indirect	30778	104	1
AA15	1829mm/72" SQ	356W	Direct/Indirect	36934	104	2
AA16	2134mm/84" SQ	415W	Direct/Indirect	43091	104	2
AA17	610mm/24"x1219mm/48"	181W	Direct/Indirect	18471	103	1
AA18	914mm/36"x1829mm/72"	270W	Direct/Indirect	27701	103	1
AA19	1219mm/48"x2438mm/96"	360W	Direct/Indirect	36934	103	1
AA20	1524mm/60"x3048mm/120"	450W	Direct/Indirect	46170	103	2
AA21	2134mm/72"x3658mm/144"	540W	Direct/Indirect	55403	103	2

Additional Information

Custom sizes available, consult factory

B SPECIFY CCT/COLOR (DIRECT)

J2	3000K (min 80 CRI)
J3	3500K (min 80 CRI)
J4	4000K (min 80 CRI)
J7	Red
J8	Green
J9	Blue

C SPECIFY CCT/COLOR (INDIRECT)

K0	Indirect CCT not required
K2	3000K (min 80 CRI)
K3	3500K (min 80 CRI)
K4	4000K (min 80 CRI)
K7	Red
K8	Green
K9	Blue

D SPECIFY UPLIGHT DIFFUSER

U0	Uplight diffuser not required
U1	Clear diffuser
U2	Opal diffuser (10% reduction on indirect lumens)

Additional Information

Required for direct/indirect luminaire only.

E SPECIFY DIMMING

- D1** 0-10V Dimming (1.0%)
- D2** 0-10V Dimming (0.1%)
- D3** 347V, 0-10V Dimming (1.0%)
- D4** DALI Dimming (0.1%)
- D5** DALI Dimming (1.0%)
- D6** DSI (EU only)
- D7** switchDim (EU only)

Additional Information

D6 & D7 options not available in North America

F SPECIFY FINISH

- F1** White
- F2** Black
- F20** Metallic Silver
- F27** Wood grain - Light Cherry
- F28** Wood grain - Dark Walnut

G SPECIFY LUMEN OUTPUT

- L0** 100% of standard output
- L1** Lumen & wattage reduction to approximately 75% of standard output
- L2** Lumen & wattage reduction to approximately 50% of standard output
- L3** Lumen & wattage reduction to approximately 25% of standard output

Additional Information

Note: Custom reduction percentages available upon request

H SPECIFY OPTIONS

- E0** Emergency system not required
- E1** Emergency system - integral (direct illumination only, not available with 347V)

I SPECIFY CONTROLS

- C0** Controls not required
- C1** Encelium/Zigbee control

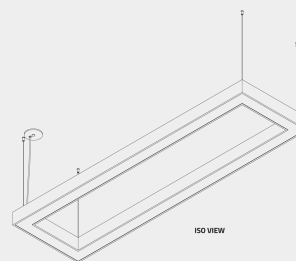
J SPECIFY SWITCHING

- W0** Single circuit
- W1** Separate switching (Supplied with two power cables)

EXAMPLE CODE

AA12/J3/K8/U0/D2/F2/L0/E0/C0/W1

DIMENSIONAL DIAGRAMS



APPROVALS

