

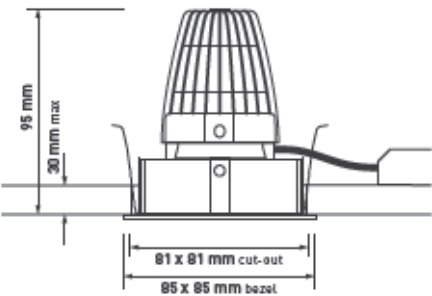
TOPAZ ACB SINGLE

DESCRIPTION



Architectural square mini-downlight featuring a discreet low profile bezel with a deep matt black baffle to minimise glare. Powered by Tridonic SLE and fitted with a medium beam reflector and integral IP44 protective lens. Narrow beam, white softlight baffle and plaster-in versions available along with dimming, emergency and high colour rendering options. Complements ACB twin and triple as well as a range of wall wash and round mini-downlights: ACC, ACJ and ACA.

SPECIFICATIONS



Nominal weight	0.3 kg
Mains voltage	220 - 240 V
Mains frequency	50 - 60 Hz
Ingress protection (front)	IP44
Ingress protection (rear)	IP20
Mains lead	500 mm LSF
Dimming lead	500 mm 2 core LSF
Colour consistency - MacAdam Ellipse	3 SDCM
Warranty	5 years
Power factor	>0.9

PERFORMANCE DATA

Colour Temp (K)	Luminaire Output (Llm)	Luminaire Power (W)	Luminaire Efficacy (Llm/W)	UGR	Colour Rendering (Ra)	Operating Ambient Temperature (°C)	Model Ref
2700	536	8.5	63.1	<15	90	-25 to +35	ACB001
2700	695	10.5	66.4	<16	90	-25 to +25	ACB004
3000	647	8.5	76.2	<16	80	-25 to +35	ACB002
3000	839	10.5	80.0	<17	80	-25 to +25	ACB005
4000	674	8.5	79.4	<16	80	-25 to +35	ACB003
4000	874	10.5	83.5	<17	80	-25 to +25	ACB006

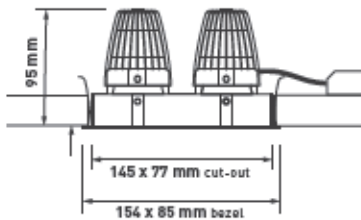
TOPAZ ACB TWIN

DESCRIPTION



Architectural twin mini-downlight featuring a discreet low profile bezel with a deep matt black baffle to minimise glare. Ideal for use as part of a linear lighting scheme. Powered by Tridonic SLE and fitted with a medium beam reflector and integral IP44 protective lens. Narrow beam and white softlight baffle versions available along with dimming, emergency and high colour rendering options. Complements ACB single and triple as well as a range of wall wash and round mini-downlights: ACC, ACJ and ACA.

SPECIFICATIONS



Nominal weight	0.7 kg
Mains voltage	220 - 240 V
Mains frequency	50 - 60 Hz
Ingress protection (front)	IP44
Ingress protection (rear)	IP20
Mains lead	500 mm LSF
Dimming lead	500 mm 2 core LSF
Colour consistency - MacAdam Ellipse	3 SDCM
Warranty	5 years
Power factor	>0.95



PERFORMANCE DATA

Colour Temp (K)	Luminaire Output (Llm)	Luminaire Power (W)	Luminaire Efficacy (Llm/W)	UGR	Colour Rendering (Ra)	Operating Ambient Temperature (°C)	Model Ref
2700	1050	14.5	72.4	<16	90	-25 to +35	ACB201
2700	1390	22.0	63.2	<16	90	-25 to +25	ACB204
3000	1261	14.5	87.0	<16	80	-25 to +35	ACB202
3000	1677	22.0	76.2	<16	80	-25 to +25	ACB205
4000	1316	14.5	90.8	<16	80	-25 to +35	ACB203
4000	1749	22.0	79.5	<16	80	-25 to +25	ACB206



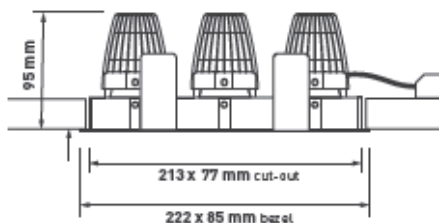
TOPAZ ACB TRIPLE

DESCRIPTION



Architectural triple mini-downlight featuring a discreet low profile bezel with a deep matt black baffle to minimise glare. Ideal for use as part of a linear lighting scheme. Powered by Tridonic SLE and fitted with a medium beam reflector and integral IP44 protective lens. Narrow beam and white softlight baffle versions available along with dimming, emergency and high colour rendering options. Complements ACB single and twin as well as a range of wall wash and round mini-downlights: ACC, ACJ and ACA.

SPECIFICATIONS



Nominal weight	1.1 kg
Mains voltage	220 - 240 V
Mains frequency	50 - 60 Hz
Ingress protection (front)	IP44
Ingress protection (rear)	IP20
Mains lead	500 mm LSF
Dimming lead	500 mm 2 core LSF
Colour consistency - MacAdam Ellipse	3 SDCM
Warranty	5 years
Power factor	>0.95

PERFORMANCE DATA

Colour Temp (K)	Luminaire Output (Llm)	Luminaire Power (W)	Luminaire Efficacy (Llm/W)	UGR	Colour Rendering (Ra)	Operating Ambient Temperature (°C)	Model Ref
2700	1609	25.4	63.3	<16	90	-25 to +35	ACB301
2700	2085	34.1	61.2	<16	90	-25 to +25	ACB304
3000	1940	25.4	76.4	<16	80	-25 to +35	ACB302
3000	2516	34.1	73.9	<16	80	-25 to +25	ACB305
4000	2022	25.4	79.6	<16	80	-25 to +35	ACB303
4000	2623	34.1	77.0	<16	80	-25 to +25	ACB306