

GENERAL SPECIFICATION

Body and trim: Aluminium.

Finish: Powder coated.

Diffusers: Protruding Lens (2.1mm/0.08").

Drivers: Remote, HPF electronic drivers for 120-277V (EU-240V), 0-10V, 1% dimming standard (max distance 20ft).

Remote Emergency: Emergency option provides a 1.5 hour (3 hours for EU) emergency lighting facility. The remote system includes the inverter module, NiCad batteries and a remote wall/ceiling LED charge indicator and test switch (NA only) Maximum distance between wall/ceiling plate and luminaire is 4.5m/15'. Test switch fits a single gang box (not supplied).

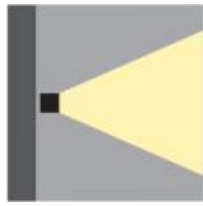
L70 @25deg C: > 50,000 hrs.

Delivered Lumens: Delivered lumens & LPW based on 3000K (min 80 CRI), White LEDs only.

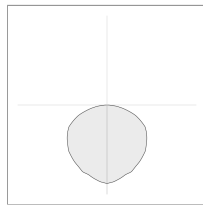
MOUNTINGS & OPTICS



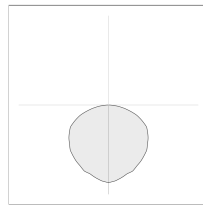
Interior - Surface Mounted Direct - Ceiling



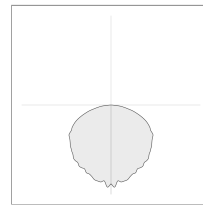
Interior - Surface Mounted Direct - Wall



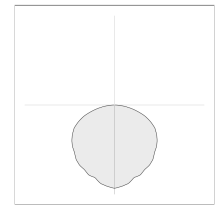
95 4205



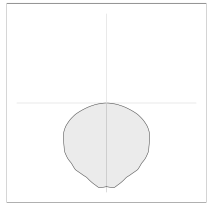
95 4210



95 4220



95 4230



95 4240

HOW TO ORDER

A SPECIFY LUMINAIRE

Code:	Diameter (A):	Power (LED):	Delivered lms (Direct):	LPW (Direct):
95 4205	660mm/26"	24W	1896	79
95 4210	914mm/36"	33W	2607	79
95 4220	1219mm/48"	44W	2476	79
95 4230	1524mm/60"	56W	4424	79
95 4240	1829mm/72"	67W	5293	79

B SPECIFY CCT/COLOR (DIRECT)

D30	3000K (min 80 CR)
D35	3500K (min 80 CR)
D40	4000K (min 80 CR)
DRD	Red
DGN	Green
DBL	Blue

C SPECIFY FINISH

BL	Black
MS	Metallic Silver
WH	White

D SPECIFY LUMEN & WATTAGE REDUCTION

PRO	Lumen & Wattage Reduction to approximately 25% of standard output
PR1	Lumen & Wattage Reduction to approximately 50% of standard output
PR2	Lumen & Wattage Reduction to approximately 75% of standard output

Additional Information

Note: Custom Reduction Percentages Available Upon Request.

E SPECIFY OPTIONS

RE	Remote Emergency System
----	-------------------------

EXAMPLE SPECIFICATION CODE

954205/D35/WH

DIMENSIONAL DIAGRAMS



APPROVALS

