



GENERAL SPECIFICATION

Body: Aluminum.

Finish: Powder coated.

Suspension: Stainless steel cables.

Power cable: Silver braided.

Diffuser: Protruding Lens (2.1mm/0.08").

Drivers: HPF electronic drivers for 120-277V (EU-240V), 0-10V, 1% dimming.

Remote Mounting Of Drivers: Wire Size 18 AWG - Max distance (from fixture to drivers) 40', Wire size 16 AWG - Max distance 60', Wire size 14 AWG - Max distance 90. Drivers must be accessible after installation.

Remote Emergency: Emergency option provides a 1.5 hour (3 hours for EU) emergency lighting facility. The remote system includes the inverter module, NiCad batteries and a remote wall/ceiling LED charge indicator and test switch (NA only) Maximum distance between wall/ceiling plate and luminaire is 4.5m/15'. Test switch fits a single gang box (not supplied).

Mechanical: Luminaires mount directly over J box (by others - North America only).

L70 @25deg C: > 50,000 hrs.

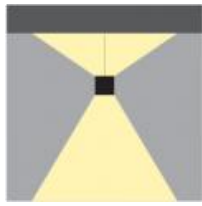
Delivered Lumens: Delivered lumens & LPW based on 3000K (min 80 CRI) for White LEDs only.

Patent No. D827909, D827187, D827908, D828611, D827907.

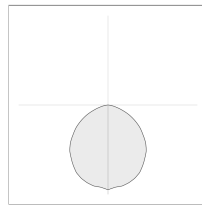
MOUNTING & OPTICS



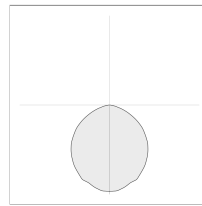
Suspended Direct



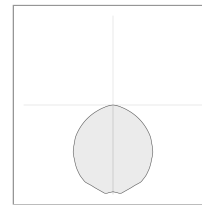
Suspended Direct/Indirect



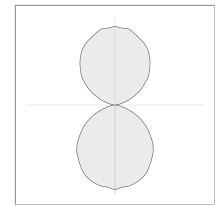
99 0011



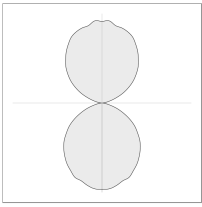
99 0012



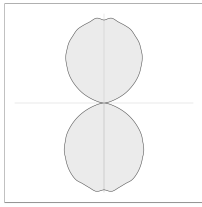
99 0013



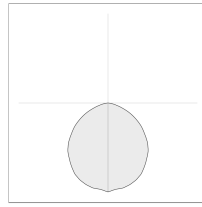
99 0111



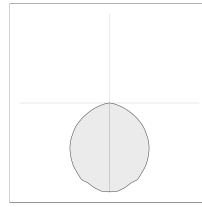
99 0112



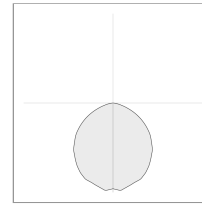
99 0113



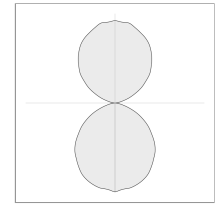
99 1011



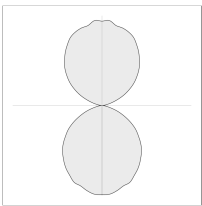
99 1012



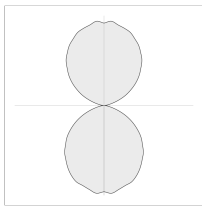
99 1013



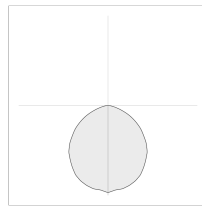
99 1111



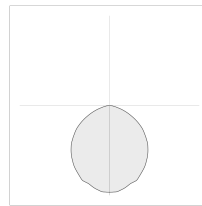
99 1112



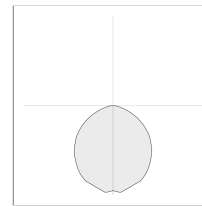
99 1113



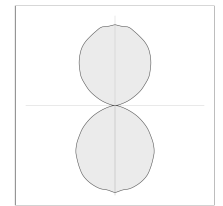
99 2011



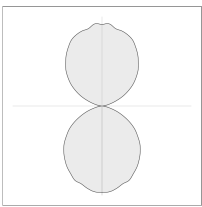
99 2012



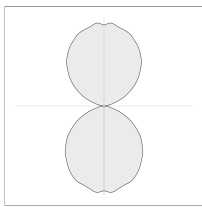
99 2013



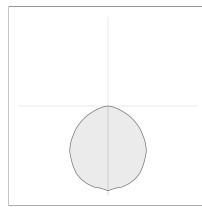
99 2111



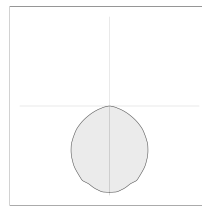
99 2112



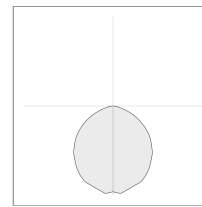
99 2113



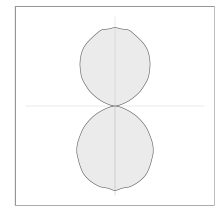
99 3011



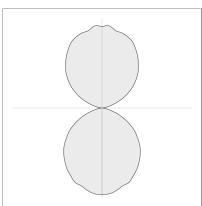
99 3012



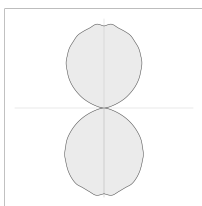
99 3013



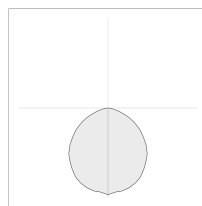
99 3111



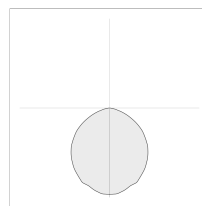
99 3112



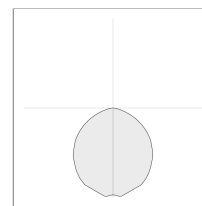
99 3113



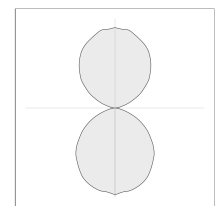
99 4011



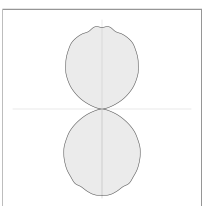
99 4012



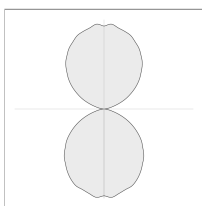
99 4013



99 4111



99 4112



99 4113

HOW TO ORDER

A SPECIFY LUMINAIRE

Code:	Size:	Light Direction:	Power (LED):	Delivered lms:	LPW:	# of Sections:	Suspension Points:
99 0011	A1	Direct	39W	3077	79	1	3
99 0012	A2	Direct	61W	4818	79	1	3
99 0013	A3	Direct	84W	6634	79	1	4
99 1011	B1	Direct	36W	2843	79	1	3
99 1012	B2	Direct	58W	4581	79	1	4
99 1013	B3	Direct	80W	6319	79	1	5
99 2011	C1	Direct	36W	2840	79	1	3
99 2012	C2	Direct	58W	4579	79	1	4
99 2013	C3	Direct	80W	6319	79	1	5
99 3011	D1	Direct	39W	3077	79	1	3
99 3012	D2	Direct	61W	4773	79	1	4
99 3013	D3	Direct	84W	6633	79	1	5
99 4011	E1	Direct	36W	2840	79	1	3
99 4012	E2	Direct	61W	4773	79	1	4
99 4013	E3	Direct	84W	6634	79	1	5
99 0111	A1	Direct/Indirect	80W	6400	80	1	3
99 0112	A2	Direct/Indirect	123W	9840	80	1	3
99 0113	A3	Direct/Indirect	168W	13440	80	1	4
99 1111	B1	Direct/Indirect	68W	5435	80	1	3
99 1112	B2	Direct/Indirect	113W	9036	80	1	4
99 1113	B3	Direct/Indirect	160W	12797	80	1	5
99 2111	C1	Direct/Indirect	75W	6000	80	1	3
99 2112	C2	Direct/Indirect	113W	9040	80	1	4
99 2113	C3	Direct/Indirect	160W	12797	80	1	5
99 3111	D1	Direct/Indirect	80W	6400	80	1	3
99 3112	D2	Direct/Indirect	123W	9840	80	1	4
99 3113	D3	Direct/Indirect	168W	13440	80	1	5
99 4111	E1	Direct/Indirect	75W	6000	80	1	3
99 4112	E2	Direct/Indirect	123W	9840	80	1	4
99 4113	E3	Direct/Indirect	168W	13440	80	1	5

B SPECIFY CCT/COLOR (DIRECT)

D30	3000K (min 80 CR)
D35	3500K (min 80 CR)
D40	4000K (min 80 CR)
DRD	Red
DGN	Green
DBL	Blue

C SPECIFY CCT/COLOR (INDIRECT)

N30	3000K (min 80 CR)
N35	3500K (min 80 CR)
N40	4000K (min 80 CR)
NRD	Red
NGN	Green
NBL	Blue

D SPECIFY SUSPENSION

- S1** Remote Driver
- S3** Integral Driver

E SPECIFY FINISH

- BL** Black
- MS** Metallic Silver
- WH** White

F SPECIFY LUMEN & WATTAGE REDUCTION

- PRO** Lumen & Wattage Reduction to approximately 25% of standard output
- PR1** Lumen & Wattage Reduction to approximately 50% of standard output
- PR2** Lumen & Wattage Reduction to approximately 75% of standard output

Additional Information

Note: Custom Reduction Percentages Available Upon Request.

G SPECIFY DIMMING

- DR** DALI Dimming (1%) Remote only (EU only)

Additional Information

Not available in North America

H SPECIFY OPTIONS

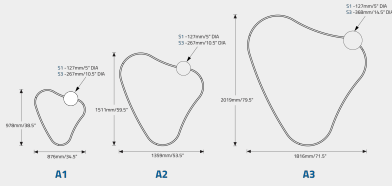
- RE** Remote Emergency System

EXAMPLE CODE

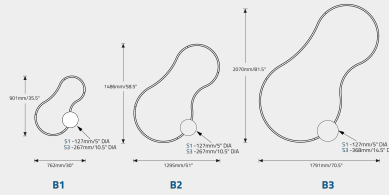
990111/D35/N35/S1/WH

DIMENSIONAL DIAGRAMS

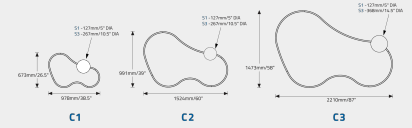
A1, A2, A3



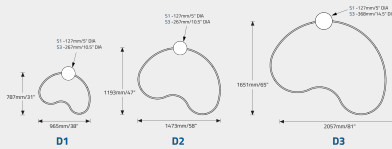
B1, B2, B3



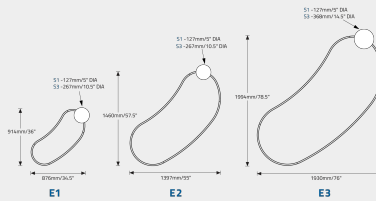
C1, C2, C3



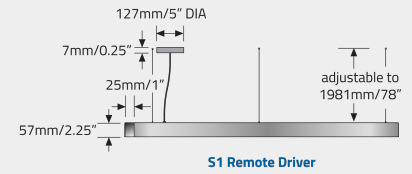
D1, D2, D3



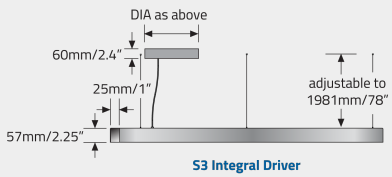
E1, E2, E3



S1 - REMOTE DRIVER



S3 - INTEGRAL DRIVER



APPROVALS

