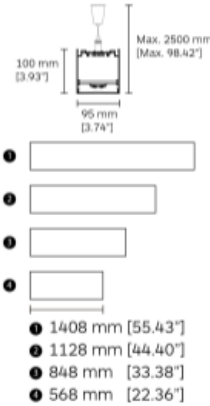




## Gola 95 Pendant Initial/End



## G9PI1128-903000D010



### DESCRIPTION

Pendant linear luminaire system. Luminaire housing in extruded aluminium and end caps in cast aluminium. Satin white diffuser in extruded UV heat resistant acrylic. End caps are mechanically attached with no exposed fasteners. Cable and stainless steel adjustable suspension wires with canopy included and ready for electrical connection. Available in four width apertures (40-60-95-160mm). Direct, direct/indirect and indirect light options available. Optional Gimbal light head module with tiltable and routable heads for Gola 95 and 160.

### MOUNTING

Indoor Lighting - System

### OPTIC

Acrylic opal white diffuser.

### ELECTRICAL / LED DRIVER

D0 - No Dimming

### LIGHT SOURCE AND PERFORMANCE

LIGHT SOURCE:	LED Built-in with body - Gola LED Module 1128 - LED Module
SDCM:	
CCT:	30 - 3000K
CRI:	90
SYSTEM POWER:	53.68
DELIVERED LUMEN:	7920lm
IP:	40
Notes:	



### ORDERING CODE

Follow the steps to specify your fixture final code, example: **RE61MB13-803020DL11**

PRODUCT CODE	LIGHT SOURCE CODE	-	CRI	CCT	BEAM ANGLE (BA°)	DRIVER OPTIONS	FINISH
G9PI	1128	-	90	30 - 3000K	00	D0	10 - Black

### NOTES:

We reserve the right to change specifications without prior notification.

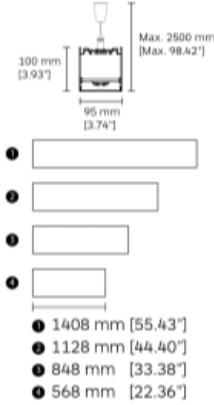
HONG KONG	-	LONDON	-	MILAN	-	SHANGHAI	-	USA
-----------	---	--------	---	-------	---	----------	---	-----



## Gola 95 Pendant Middle



## G9PB1128-903000D010



### DESCRIPTION

Pendant linear luminaire system. Luminaire housing in extruded aluminium and end caps in cast aluminium. Satin white diffuser in extruded UV heat resistant acrylic. End caps are mechanically attached with no exposed fasteners. Cable and stainless steel adjustable suspension wires with canopy included and ready for electrical connection. Available in four width apertures (40-60-95-160mm). Direct, direct/indirect and indirect light options available. Optional Gimbal light head module with tiltable and routable heads for Gola 95 and 160.

### MOUNTING

Indoor Lighting - System

### OPTIC

Acrylic opal white diffuser.

### ELECTRICAL / LED DRIVER

D0 - No Dimming

### ORDERING CODE

Follow the steps to specify your fixture final code, example: **RE61MB13-803020DL11**

### LIGHT SOURCE AND PERFORMANCE

LIGHT SOURCE: LED Built-in with body - Gola LED Module 1128 - LED Module

SDCM:

CCT: 30 - 3000K

CRI: 90

SYSTEM POWER: 53.68

DELIVERED LUMEN: 7920lm

IP: 40

Notes:



PRODUCT CODE	LIGHT SOURCE CODE	-	CRI	CCT	BEAM ANGLE (BA°)	DRIVER OPTIONS	FINISH
G9PB	1128	-	90	30 - 3000K	00	D0	10 - Black

### NOTES:

We reserve the right to change specifications without prior notification.

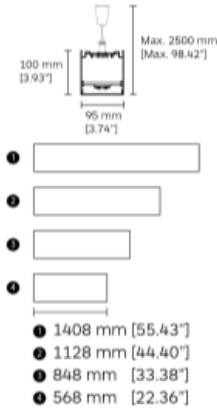
HONG KONG	-	LONDON	-	MILAN	-	SHANGHAI	-	USA
-----------	---	--------	---	-------	---	----------	---	-----



## Gola 95 Pendant Stand Alone



## G9PS1128-903000D010



### DESCRIPTION

Pendant linear luminaire system. Luminaire housing in extruded aluminium and end caps in cast aluminium. Satin white diffuser in extruded UV heat resistant acrylic. End caps are mechanically attached with no exposed fasteners. Cable and stainless steel adjustable suspension wires with canopy included and ready for electrical connection. Available in four width apertures (40-60-95-160mm). Direct, direct/indirect and indirect light options available. Optional Gimbal light head module with tiltable and routable heads for Gola 95 and 160.

### MOUNTING

Indoor Lighting - System

### OPTIC

Acrylic opal white diffuser.

### ELECTRICAL / LED DRIVER

D0 - No Dimming

### ORDERING CODE

Follow the steps to specify your fixture final code, example: **RE61MB13-803020DL11**

PRODUCT CODE	LIGHT SOURCE CODE	-	CRI	CCT	BEAM ANGLE (BA°)	DRIVER OPTIONS	FINISH
G9PS	1128	-	90	30 - 3000K	00	D0	10 - Black

### NOTES:

We reserve the right to change specifications without prior notification.

HONG KONG	-	LONDON	-	MILAN	-	SHANGHAI	-	USA
-----------	---	--------	---	-------	---	----------	---	-----

### LIGHT SOURCE AND PERFORMANCE

LIGHT SOURCE:	LED Built-in with body - Gola LED Module 1128 - LED Module
SDCM:	
CCT:	30 - 3000K
CRI:	90
SYSTEM POWER:	53.68
DELIVERED LUMEN:	7920lm
IP:	40
Notes:	



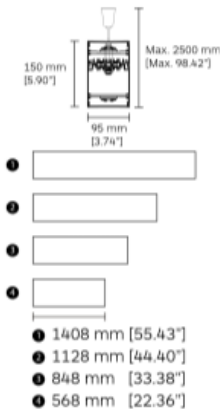
# THE LUX COMPANY Gola 95 Pendant Up or Down Initial/End



## Gola 95 Pendant Up or Down Initial/End



## G9UI1128-903000D010



### DESCRIPTION

Pendant linear luminaire system. Luminaire housing in extruded aluminium and end caps in cast aluminium. Satin white diffuser in extruded UV heat resistant acrylic. End caps are mechanically attached with no exposed fasteners. Cable and stainless steel adjustable suspension wires with canopy included and ready for electrical connection. Available in four width apertures (40-60-95-160mm). Direct, direct/indirect and indirect light options available. Optional Gimbal light head module with tiltable and routable heads for Gola 95 and 160.

### MOUNTING

Indoor Lighting - System

### OPTIC

Acrylic opal white diffuser.

### ELECTRICAL / LED DRIVER

D0 - No Dimming

### ORDERING CODE

Follow the steps to specify your fixture final code, example: **RE61MB13-803020DL11**

### LIGHT SOURCE AND PERFORMANCE

LIGHT SOURCE:	LED Built-in with body - Gola LED Module 1128 - LED Module
SDCM:	
CCT:	30 - 3000K
CRI:	90
SYSTEM POWER:	107.36
DELIVERED LUMEN:	15840lm
IP:	40
Notes:	



PRODUCT CODE	LIGHT SOURCE CODE	-	CRI	CCT	BEAM ANGLE (BA°)	DRIVER OPTIONS	FINISH
G9UI	1128	-	90	30 - 3000K	00	D0	10 - Black

### NOTES:

We reserve the right to change specifications without prior notification.

HONG KONG	-	LONDON	-	MILAN	-	SHANGHAI	-	USA
-----------	---	--------	---	-------	---	----------	---	-----

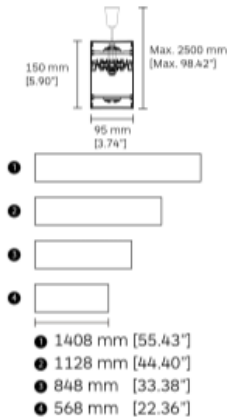
# THE LUX COMPANY Gola 95 Pendant Up or Down Middle



## Gola 95 Pendant Up or Down Middle



## G9UB1128-903000D010



### DESCRIPTION

Pendant linear luminaire system. Luminaire housing in extruded aluminium and end caps in cast aluminium. Satin white diffuser in extruded UV heat resistant acrylic. End caps are mechanically attached with no exposed fasteners. Cable and stainless steel adjustable suspension wires with canopy included and ready for electrical connection. Available in four width apertures (40-60-95-160mm). Direct, direct/indirect and indirect light options available. Optional Gimbal light head module with tiltable and routable heads for Gola 95 and 160.

### MOUNTING

Indoor Lighting - System

### OPTIC

Acrylic opal white diffuser.

### ELECTRICAL / LED DRIVER

D0 - No Dimming

### ORDERING CODE

Follow the steps to specify your fixture final code, example: **RE61MB13-803020DL11**

### LIGHT SOURCE AND PERFORMANCE

LIGHT SOURCE:	LED Built-in with body - Gola LED Module 1128 - LED Module
SDCM:	
CCT:	30 - 3000K
CRI:	90
SYSTEM POWER:	107.36
DELIVERED LUMEN:	15840lm
IP:	40
Notes:	



PRODUCT CODE	LIGHT SOURCE CODE	-	CRI	CCT	BEAM ANGLE (BA°)	DRIVER OPTIONS	FINISH
G9UB	1128	-	90	30 - 3000K	00	D0	10 - Black

### NOTES:

We reserve the right to change specifications without prior notification.

HONG KONG	-	LONDON	-	MILAN	-	SHANGHAI	-	USA
-----------	---	--------	---	-------	---	----------	---	-----

# THE LUX COMPANY Gola 95 Pendant Up or Down Stand Alone

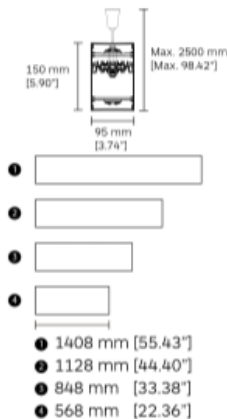


THE  
LUX  
COMPANY

## Gola 95 Pendant Up or Down Stand Alone



## G9US1128-903000D010



### DESCRIPTION

Pendant linear luminaire system. Luminaire housing in extruded aluminium and end caps in cast aluminium. Satin white diffuser in extruded UV heat resistant acrylic. End caps are mechanically attached with no exposed fasteners. Cable and stainless steel adjustable suspension wires with canopy included and ready for electrical connection. Available in four width apertures (40-60-95-160mm). Direct, direct/indirect and indirect light options available. Optional Gimbal light head module with tiltable and routable heads for Gola 95 and 160.

### MOUNTING

Indoor Lighting - System

### OPTIC

Acrylic opal white diffuser.

### ELECTRICAL / LED DRIVER

D0 - No Dimming

### LIGHT SOURCE AND PERFORMANCE

LIGHT SOURCE: LED Built-in with body - Gola LED Module 1128 - LED Module

SDCM:

CCT: 30 - 3000K

CRI: 90

SYSTEM POWER: 107.36

DELIVERED LUMEN: 15840lm

IP: 40

Notes:



### ORDERING CODE

Follow the steps to specify your fixture final code, example: **RE61MB13-803020DL11**

PRODUCT CODE	LIGHT SOURCE CODE	-	CRI	CCT	BEAM ANGLE (BA°)	DRIVER OPTIONS	FINISH
G9US	1128	-	90	30 - 3000K	00	D0	10 - Black

### NOTES:

We reserve the right to change specifications without prior notification.

HONG KONG	-	LONDON	-	MILAN	-	SHANGHAI	-	USA
-----------	---	--------	---	-------	---	----------	---	-----