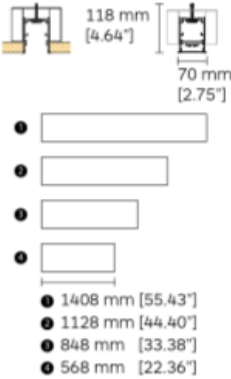




Gola 60 Recessed Trim Initial/End - Trim



G6FI1128-903000D010



63 x (L+14)
mm

DESCRIPTION

Recessed trim or trimless linear luminaire system with installation via adjustable brackets. Luminaire housing in extruded aluminium and end caps in cast aluminium. Satin white diffuser in extruded UV heat resistant acrylic. End caps are mechanically attached with no exposed fasteners. Available in four width apertures (40-60-95-160mm) and mountable vertically or horizontally. System versions can be configured into linear, 90° L, T and X shapes or other custom configurations (details are all by request). Gola 95 and 160 can incorporate spotlight modules. Optional Gimbal light head module with tiltable and routable heads for Gola 95 and 160.

MOUNTING

Indoor Lighting - System

OPTIC

Acrylic opal white diffuser.

ELECTRICAL / LED DRIVER

D0 - No Dimming

ORDERING CODE

Follow the steps to specify your fixture final code, example: **RE61MB13-803020DL11**

LIGHT SOURCE AND PERFORMANCE

LIGHT SOURCE: LED Built-in with body - Gola LED Module 1128 - LED Module

SDCM:

CCT: 30 - 3000K

CRI: 90

SYSTEM POWER: 26.84

DELIVERED LUMEN: 3960lm

IP: 40

Notes:



PRODUCT CODE	LIGHT SOURCE CODE	-	CRI	CCT	BEAM ANGLE (BA°)	DRIVER OPTIONS	FINISH
G6FI	1128	-	90	30 - 3000K	00	D0	10 - Black

NOTES:

We reserve the right to change specifications without prior notification.

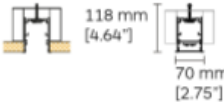
HONG KONG	-	LONDON	-	MILAN	-	SHANGHAI	-	USA
-----------	---	--------	---	-------	---	----------	---	-----



Gola 60 Recessed Trim Middle - Trim



G6FB1128-903000D010



- 1408 mm [55.43"]
- 1128 mm [44.40"]
- 848 mm [33.38"]
- 568 mm [22.36"]



63 x (L+14)
mm

DESCRIPTION

Recessed trim or trimless linear luminaire system with installation via adjustable brackets. Luminaire housing in extruded aluminium and end caps in cast aluminium. Satin white diffuser in extruded UV heat resistant acrylic. End caps are mechanically attached with no exposed fasteners. Available in four width apertures (40-60-95-160mm) and mountable vertically or horizontally. System versions can be configured into linear, 90° L, T and X shapes or other custom configurations (details are all by request). Gola 95 and 160 can incorporate spotlight modules. Optional Gimbal light head module with tiltable and routable heads for Gola 95 and 160.

MOUNTING

Indoor Lighting - System

OPTIC

Acrylic opal white diffuser.

ELECTRICAL / LED DRIVER

D0 - No Dimming

ORDERING CODE

Follow the steps to specify your fixture final code, example: **RE61MB13-803020DL11**

LIGHT SOURCE AND PERFORMANCE

LIGHT SOURCE: LED Built-in with body - Gola LED Module 1128 - LED Module

SDCM:

CCT: 30 - 3000K

CRI: 90

SYSTEM POWER: 26.84

DELIVERED LUMEN: 3960lm

IP: 40

Notes:



PRODUCT CODE	LIGHT SOURCE CODE	-	CRI	CCT	BEAM ANGLE (BA°)	DRIVER OPTIONS	FINISH
G6FB	1128	-	90	30 - 3000K	00	D0	10 - Black

NOTES:

We reserve the right to change specifications without prior notification.

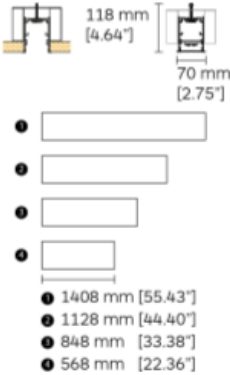
HONG KONG	-	LONDON	-	MILAN	-	SHANGHAI	-	USA
-----------	---	--------	---	-------	---	----------	---	-----



Gola 60 Recessed Trim Stand Alone - Trim



G6FS1128-903000D010



63 x (L+14)
mm

DESCRIPTION

Recessed trim or trimless linear luminaire system with installation via adjustable brackets. Luminaire housing in extruded aluminium and end caps in cast aluminium. Satin white diffuser in extruded UV heat resistant acrylic. End caps are mechanically attached with no exposed fasteners. Available in four width apertures (40-60-95-160mm) and mountable vertically or horizontally. System versions can be configured into linear, 90° L, T and X shapes or other custom configurations (details are all by request). Gola 95 and 160 can incorporate spotlight modules. Optional Gimbal light head module with tiltable and routable heads for Gola 95 and 160.

MOUNTING

Indoor Lighting - System

OPTIC

Acrylic opal white diffuser.

ELECTRICAL / LED DRIVER

D0 - No Dimming

ORDERING CODE

Follow the steps to specify your fixture final code, example: RE61MB13-803020DL11

PRODUCT CODE	LIGHT SOURCE CODE	-	CRI	CCT	BEAM ANGLE (BA°)	DRIVER OPTIONS	FINISH
G6FS	1128	-	90	30 - 3000K	00	D0	10 - Black

NOTES:

We reserve the right to change specifications without prior notification.

HONG KONG	-	LONDON	-	MILAN	-	SHANGHAI	-	USA
-----------	---	--------	---	-------	---	----------	---	-----

LIGHT SOURCE AND PERFORMANCE

LIGHT SOURCE:	LED Built-in with body - Gola LED Module 1128 - LED Module
SDCM:	
CCT:	30 - 3000K
CRI:	90
SYSTEM POWER:	26.84
DELIVERED LUMEN:	3960lm
IP:	40
Notes:	




THE LUX COMPANY Gola 60 Recessed Trimless Initial/End

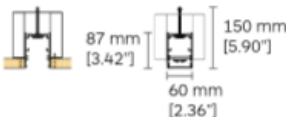


THE
LUX
COMPANY

Gola 60 Recessed Trimless Initial/End - Trimless



G6MI1128-903000D010



- 1408 mm [55.43"]
- 1128 mm [44.40"]
- 848 mm [33.38"]
- 568 mm [22.36"]



83 x (L+4)
mm

DESCRIPTION

Recessed trim or trimless linear luminaire system with installation via adjustable brackets. Luminaire housing in extruded aluminium and end caps in cast aluminium. Satin white diffuser in extruded UV heat resistant acrylic. End caps are mechanically attached with no exposed fasteners. Available in four width apertures (40-60-95-160mm) and mountable vertically or horizontally. System versions can be configured into linear, 90 ° L, T and X shapes or other custom configurations (details are all by request). Gola 95 and 160 can incorporate spotlight modules. Optional Gimbal light head module with tiltable and routable heads for Gola 95 and 160.

MOUNTING

Indoor Lighting - System

OPTIC

Acrylic opal white diffuser.

ELECTRICAL / LED DRIVER

D0 - No Dimming

LIGHT SOURCE AND PERFORMANCE

LIGHT SOURCE: LED Built-in with body - Gola LED Module 1128 - LED Module

SDCM:

CCT: 30 - 3000K

CRI: 90

SYSTEM POWER: 26.84

DELIVERED LUMEN: 3960lm

IP: 40

Notes:



ORDERING CODE

Follow the steps to specify your fixture final code, example: RE61MB13-803020DL11

PRODUCT CODE	LIGHT SOURCE CODE	-	CRI	CCT	BEAM ANGLE (BA°)	DRIVER OPTIONS	FINISH
G6MI	1128	-	90	30 - 3000K	00	D0	10 - Black

NOTES:

We reserve the right to change specifications without prior notification.

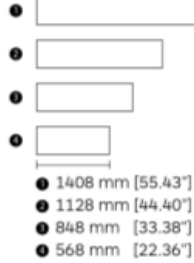
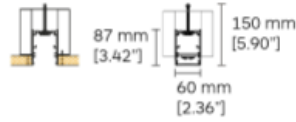
HONG KONG	-	LONDON	-	MILAN	-	SHANGHAI	-	USA
-----------	---	--------	---	-------	---	----------	---	-----



Gola 60 Recessed Trimless Middle - Trimless



G6MB1128-903000D010



83 x (L+4)
mm

DESCRIPTION

Recessed trim or trimless linear luminaire system with installation via adjustable brackets. Luminaire housing in extruded aluminium and end caps in cast aluminium. Satin white diffuser in extruded UV heat resistant acrylic. End caps are mechanically attached with no exposed fasteners. Available in four width apertures (40-60-95-160mm) and mountable vertically or horizontally. System versions can be configured into linear, 90° L, T and X shapes or other custom configurations (details are all by request). Gola 95 and 160 can incorporate spotlight modules. Optional Gimbal light head module with tiltable and routable heads for Gola 95 and 160.

MOUNTING

Indoor Lighting - System

OPTIC

Acrylic opal white diffuser.

ELECTRICAL / LED DRIVER

D0 - No Dimming

ORDERING CODE

Follow the steps to specify your fixture final code, example: **RE61MB13-803020DL11**

LIGHT SOURCE AND PERFORMANCE

LIGHT SOURCE:	LED Built-in with body - Gola LED Module 1128 - LED Module
SDCM:	
CCT:	30 - 3000K
CRI:	90
SYSTEM POWER:	26.84
DELIVERED LUMEN:	3960lm
IP:	40
Notes:	



PRODUCT CODE	LIGHT SOURCE CODE	-	CRI	CCT	BEAM ANGLE (BA°)	DRIVER OPTIONS	FINISH
G6MB	1128	-	90	30 - 3000K	00	D0	10 - Black

NOTES:

We reserve the right to change specifications without prior notification.


HONG KONG	-	LONDON	-	MILAN	-	SHANGHAI	-	USA
-----------	---	--------	---	-------	---	----------	---	-----

THE LUX COMPANY Gola 60 Recessed Trimless Stand Alone

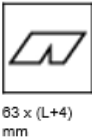
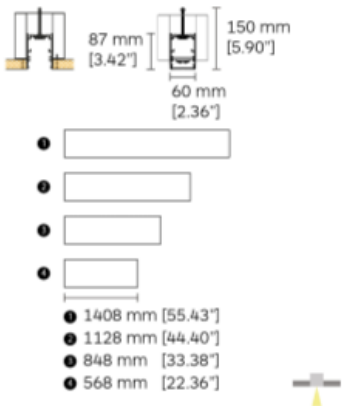


THE
LUX
COMPANY

Gola 60 Recessed Trimless Stand Alone - Trimless



G6MS1128-903000D010



DESCRIPTION

Recessed trim or trimless linear luminaire system with installation via adjustable brackets. Luminaire housing in extruded aluminium and end caps in cast aluminium. Satin white diffuser in extruded UV heat resistant acrylic. End caps are mechanically attached with no exposed fasteners. Available in four width apertures (40-60-95-160mm) and mountable vertically or horizontally. System versions can be configured into linear, 90 ° L, T and X shapes or other custom configurations (details are all by request). Gola 95 and 160 can incorporate spotlight modules. Optional Gimbal light head module with tiltable and routable heads for Gola 95 and 160.

MOUNTING

Indoor Lighting - System

OPTIC

Acrylic opal white diffuser.

ELECTRICAL / LED DRIVER

D0 - No Dimming

ORDERING CODE

Follow the steps to specify your fixture final code, example: RE61MB13-803020DL11

LIGHT SOURCE AND PERFORMANCE

LIGHT SOURCE: LED Built-in with body - Gola LED Module 1128 - LED Module

SDCM:

CCT: 30 - 3000K

CRI: 90

SYSTEM POWER: 26.84

DELIVERED LUMEN: 3960lm

IP: 40

Notes:



PRODUCT CODE	LIGHT SOURCE CODE	-	CRI	CCT	BEAM ANGLE (BA°)	DRIVER OPTIONS	FINISH
G6MS	1128	-	90	30 - 3000K	00	D0	10 - Black

NOTES:

We reserve the right to change specifications without prior notification.

HONG KONG	-	LONDON	-	MILAN	-	SHANGHAI	-	USA
-----------	---	--------	---	-------	---	----------	---	-----