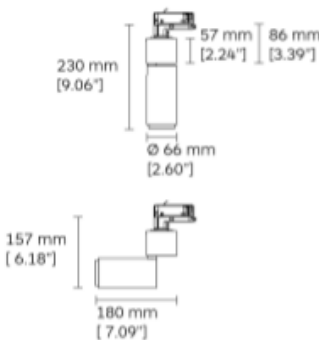


Zero Due 66



6455BC32-903016D011



DESCRIPTION

Track mounted spotlight with light head and driver canopy in cast aluminium. Inclusive of reflector in metalized PC. Available with 3 circuit universal track adapter or Dali track adapter. Designed for passive cooling. Available in three different sizes. Versatile aiming angle tiltable vertically 0°-90° and rotatable horizontally 360°.

MOUNTING

Indoor Lighting - Track

OPTIC

Reflector. Narrow, medium and wide beam angle available.






ELECTRICAL / LED DRIVER

D0 - No Dimming

LIGHT SOURCE AND PERFORMANCE

LIGHT SOURCE:	LED Built-in with body - Citizen - COB
SDCM:	3-step MacAdam
CCT:	30 - 3000K
CRI:	90
SYSTEM POWER:	14.5704
DELIVERED LUMEN:	1161.0492lm
IP:	20
Notes:	

ACCESSORIES

	Coloured Filters	2A48
	Linear Spread	2A51
	Honeycomb Louvre	2A54
	Snoot	2A60
	Visor	2A65



ORDERING CODE

Follow the steps to specify your fixture final code, example: **RE81MB13-805020DL11**

PRODUCT CODE	LIGHT SOURCE CODE	-	CRI	CCT	BEAM ANGLE (BA°)	DRIVER OPTIONS	FINISH
6455	BC32	-	90	30 - 3000K	16	D0	11 - White

NOTES:

We reserve the right to change specifications without prior notification.

HONG KONG - LONDON - MILAN - SHANGHAI - USA