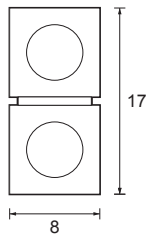




Category Interior use only IP20
Material Machined Aluminium I Drawn Brass
Finish Brushed Aluminium I Rubbed Bronze
System Jack Plug Connector
US LV Rating 300W at 12V AC **R.O.W LV Rating** 500W at 12V AC
LED Rating 120W 1-10V Dim, 100W DALI/DMX Dim
Standard Length 2m lengths [can be cut on site]
Weight AL - 215g/m I RB - 670g/m
Max. Span Between Supports Horizontal: 1.2m, Vertical 1.0m
Min. Curve Diameter 0.5m



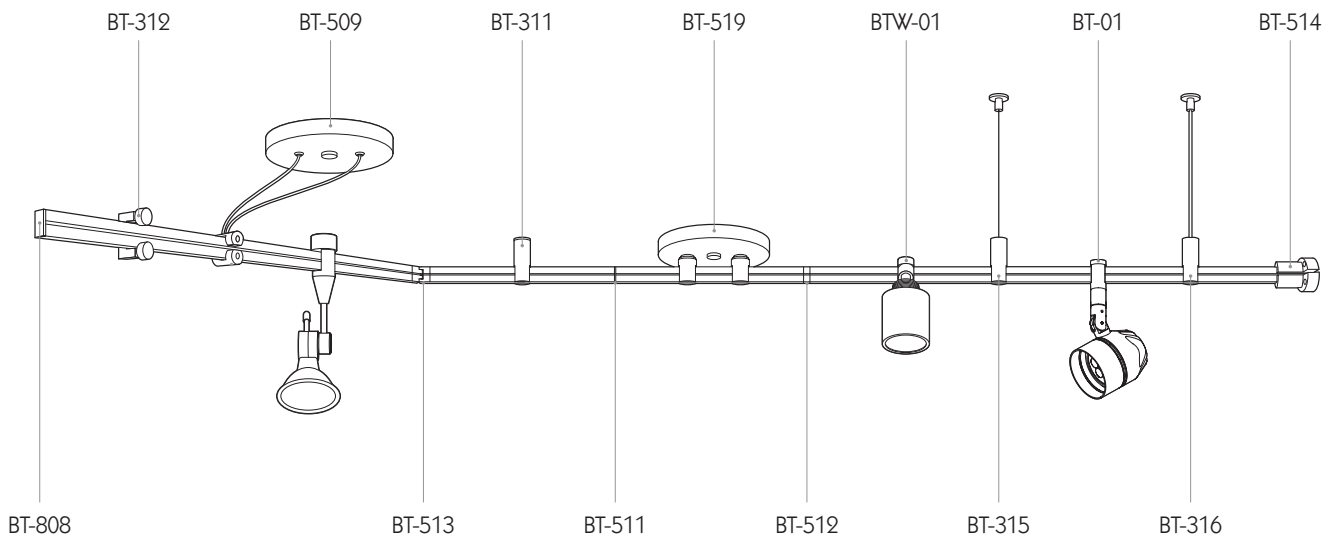
The Basis Track is a versatile low voltage lighting system with clean minimal lines that complement any architectural style or interior design. It can form complex shapes using the comprehensive range of available hardware, and can be factory curved to a specific form. Basis Track is available in both brushed aluminium and rubbed bronze finishes, allowing Precision Lighting's modern lighting systems to blend discreetly into more traditional environments. There are two track adaptors available for wall or ceiling mounting.

The Jack Plug system allows the luminaires to be easily removed for cleaning or relamping. The luminaires click into the Jack Plug socket, the threaded jacket then screws into position to lock the connection in place. Once fixed, the luminaires are free to rotate or alternatively, can be secured in place using two locking pins.



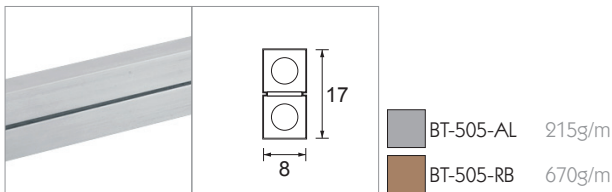
	LED Luminaires			LV Luminaires							
	•	•	•	•	•	•	•	•	•	•	
	[Light Blue Bar]					[Light Blue Bar]					
	[Light Blue Bar]					[Light Blue Bar]					

COMPONENTS



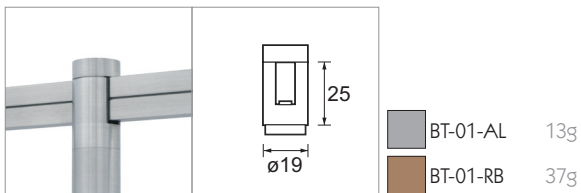
Basis Track

General purpose low voltage track for wall or ceiling mounting.



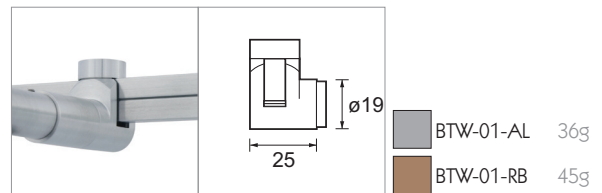
BT Connector

Adaptor for connecting luminaires to the track.



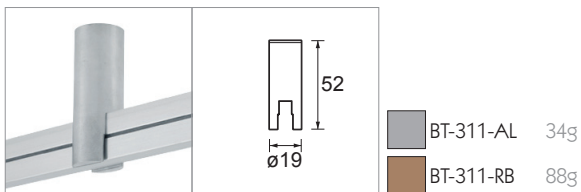
BTW Connector

Adaptor for connecting luminaires perpendicular to track.



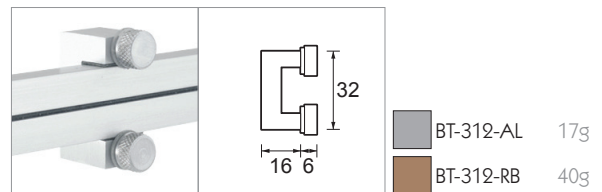
Ceiling Anchor

For attaching the track directly to the ceiling.



Wall Anchor

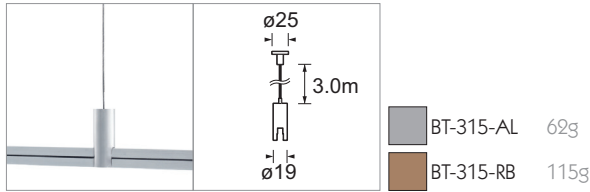
For attaching the track directly to the wall.



COMPONENTS

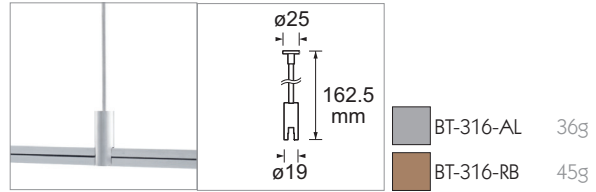
Ceiling Mount Cable

For suspending the track from high ceilings. Variable drop.



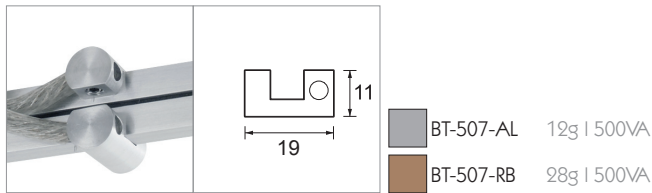
Ceiling Mount Rod

For suspending the track from ceilings. Custom length available.



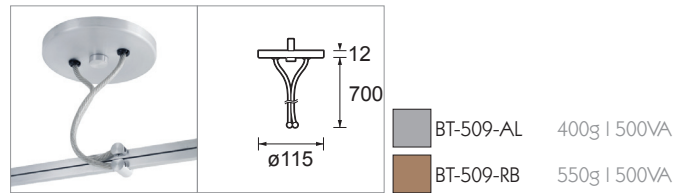
Power Bolt

Attaches the power feed cable to the track.



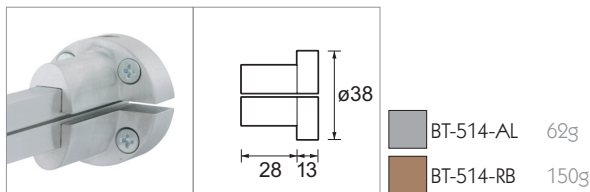
Power Canopy (Includes Power Bolts)

Feeds power to the track through the ceiling. Longer cable available.



Power Anchor

Enables power to be fed discreetly through the wall.



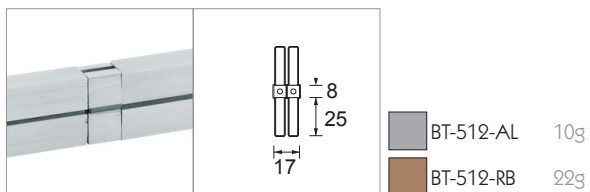
Direct Feed Canopy

Feeds power to the track directly from the ceiling. Use with BT-311.



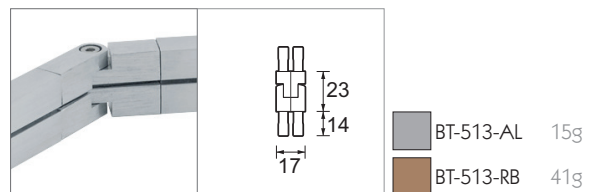
Coupler

Connects two track lengths together mechanically and electrically.



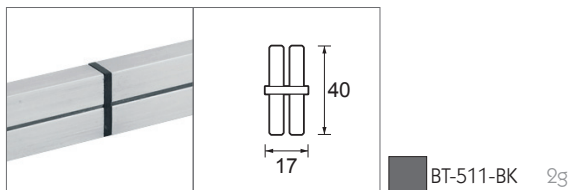
Adjustable Coupler

90° adjustability from the perpendicular.



Isolator

Connects two sections of track whilst isolating them electrically.



End Cap

Black decorative cap covers the ends of Basis Track.

