NEO 3D WALL WASHER IP68

3D LED light line, Wall washer, top bend, IP68
Ligne LED lumineuse 3D, Wall washer IP68
A4332

ONE BIN ONLY | CRI 80+ | IP68 IK08 | 18 w/m | UV resistant | option | L70 50.000H | 24 VDC | 1.10V DALI DMX | CE



Temperature de couleur CCT
2200K - 2700K - 3000K - 3500K - 4000K - 4500K - 5000K - 6500K
DW 2700-6000K | RGB | RGBW | Pixel RGBW (SPI UCS8904)

Precision de couleur & IRC Color consistency & CRI
OneBinOnly | 80+

Puissance lumineuse & Angle ouverture Luminous output & Beam angle
(@3000K) 770 lm | 15°, 20°, 25°, 38°, 60°, 20° x 40°

Puissance Power
W 18w/m | DW 19w/m | RGB 18w/m | RGBW 24w/m | Pixel RGBW 23w/m

Coupe Cutting pace
24LEDs/m | 250mm (6LEDs) | DW 125mm (3LEDs)

Dimensions & Rayon courbure mini Dimensions & min. bending radius
5000 x 18 x 18 mm | >250mm

Indices de protection & normes Standards
IP68 | IK08 | LM80 | CE | Flame Resistant | UV Resistant | Saltwater Resistant | Solvents Resistant | Dirt Resistant

Tension alimentation & Classe isolation Input voltage & Class
24Vdc | class III

Température d'utilisation Ambient temperature
- 40°C / + 55°C

RoHS COMPLIANT CE

CCT & luminous flux

	18w/m	A4332.830.IP68.DALI
2200K	750 lm/m	822
2700K	750 lm/m	827
3000K	770 lm/m	830
3500K	770 lm/m	835
4000K	780 lm/m	840
4500K	780 lm/m	845
5000K	800 lm/m	850
6500K	800 lm/m	865

2700-6000K	DW
RGB	RGB
RGBW	RGBW
Pixel RGBW (4 px/m)	SPI

IP Rating

IP 68	IP68

Dimming

No dimming	HF
Dali	DALI
Dmx	DMX
Dimming 0/1 - 10VDC	D10

Dimension

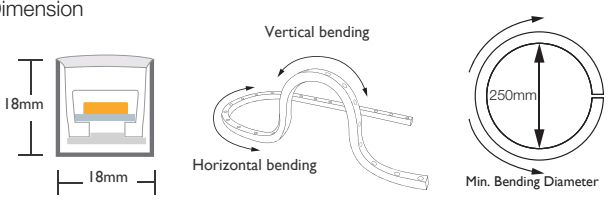

Aluminium Channel 35-1000-2000mm



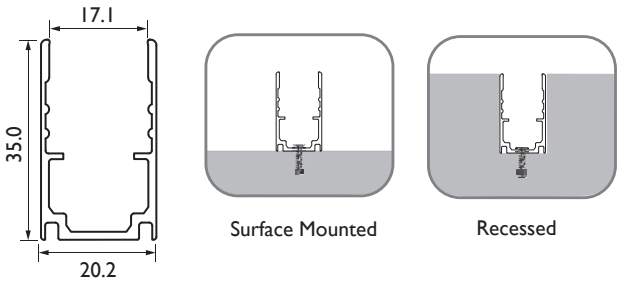

Flexible Aluminium Channel 500-1000mm



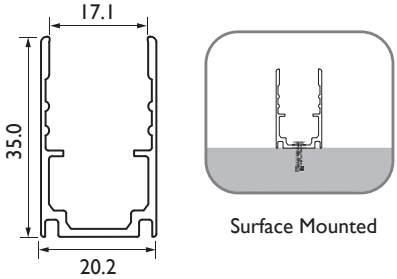

NEO 3D WALL WASHER IP68 Configuration and accessories

Mold injection Connector (IP68 Factory Assembly Only)



Axis exit
A4332.axis

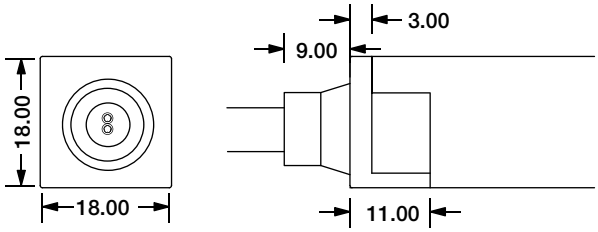



Bottom exit
A4332.bottom

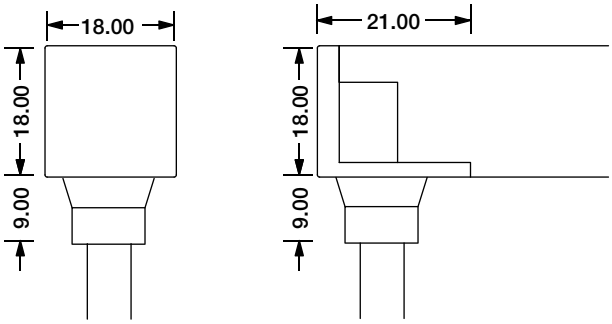



End cap

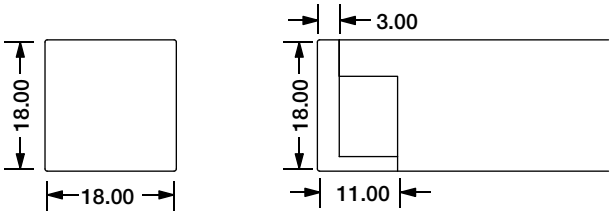



Waterproof interrupter

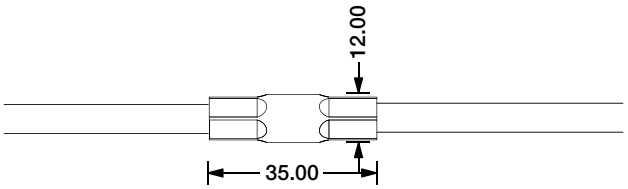



Male Connector M12 **18AWG**

A4332.Male-M12

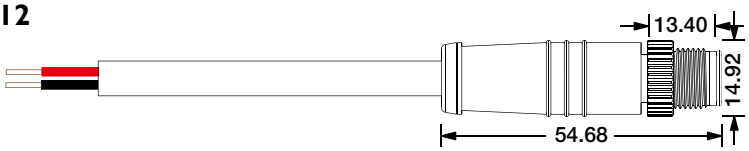

NEO 3D WALL WASHER IP68 Configuration and accessories



Female Connector M12 18AWG
A4332.Female-M12

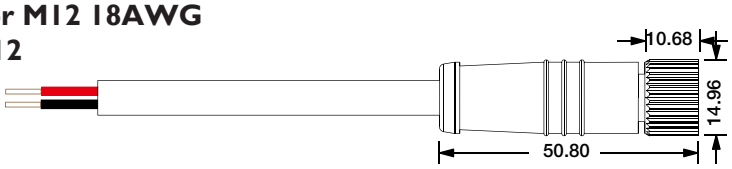



Angle Adjustable Bracket
A4332.bracket

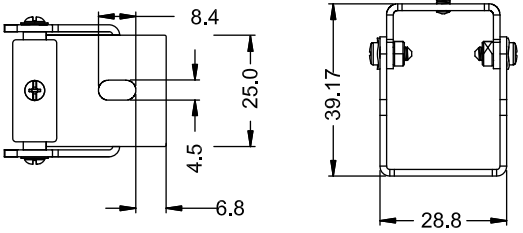



End cap connector DIY
A4332.ECPC

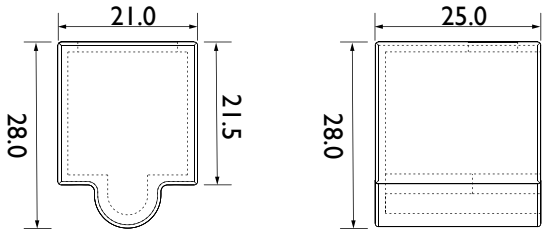



End cap end DIY
A4332.ECP

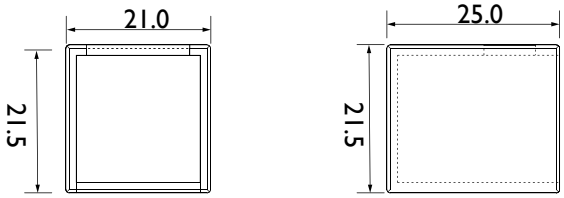



DIY Cable 18AWG
A4332.Cable

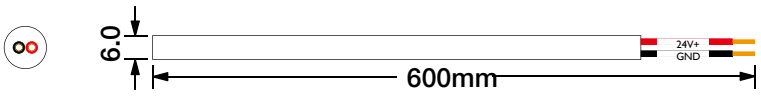

NEO 3D WALL WASHER IP68 Configuration and accessories



Middle Power Connector (1 to 2)
A4332.1T2

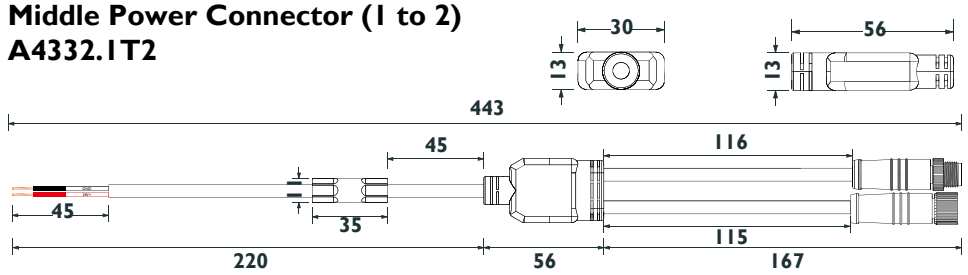

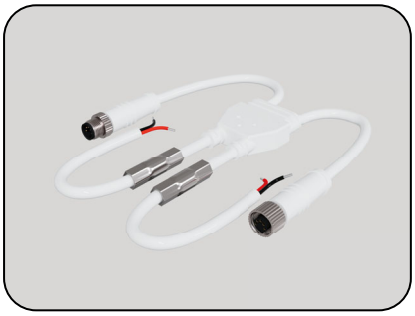

Middle Power Connector (2 to 2)
A4332.2T2

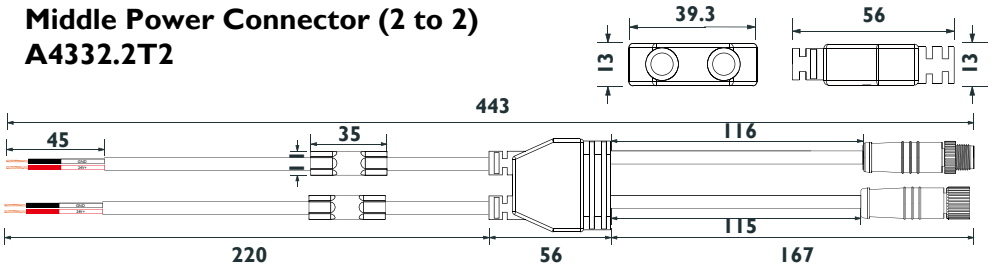



Male Connector End Cap
A4332.MCECP

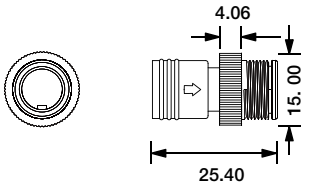



Female Connector End Cap
A4332.FCECP

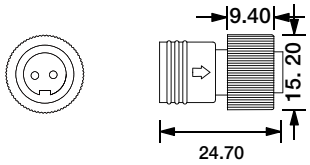

NEO 3D WALL WASHER IP68 Configuration and accessories

1. Aluminum Channel



Unit:mm

Dimension

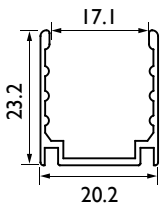

Installation Way

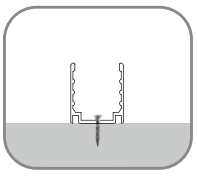

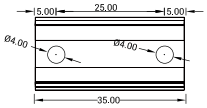

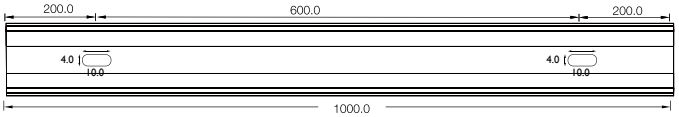

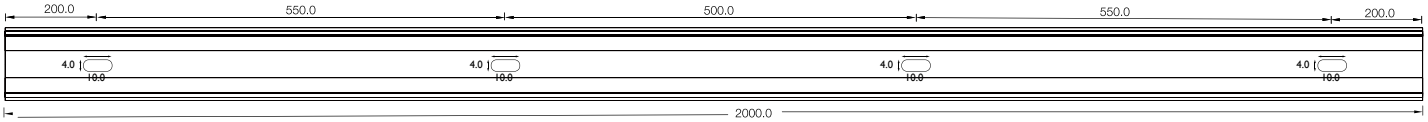

Model	W x H(mm)	Standard Length	Screw Holes	Holes Numbers
A4332.AC-35	20.2*23.2	35mm	Φ4.0mm	2
A4332.AC-100		1000mm	4.0x10mm	2
A4332.AC-200		2000mm	4.0x10mm	4



Unit:mm

Dimension

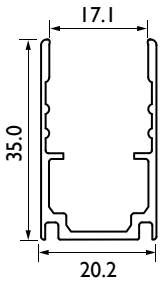

Installation Way

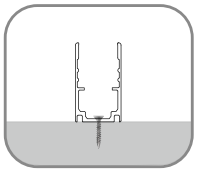

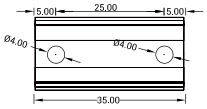

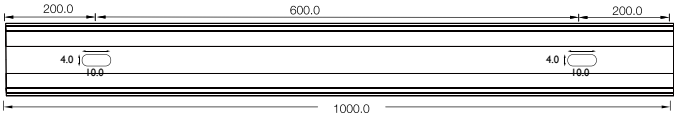

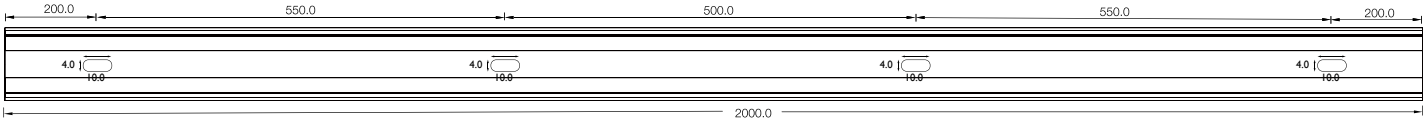

Model	W x H(mm)	Standard Length	Screw Holes	Holes Numbers
A4332.ACH-35	20.2*35	35mm	Φ4.0mm	2
A4332.ACH-100		1000mm	4.0x10mm	2
A4332.ACH-200		2000mm	4.0x10mm	4

NEO 3D WALL WASHER IP68 Configuration and accessories



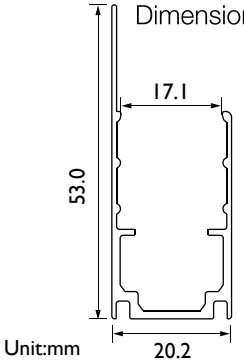

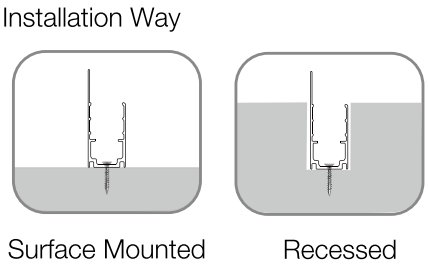

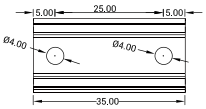

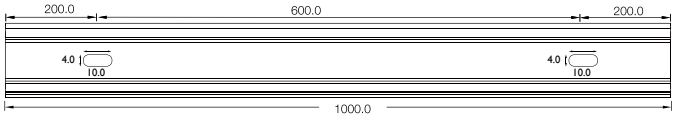

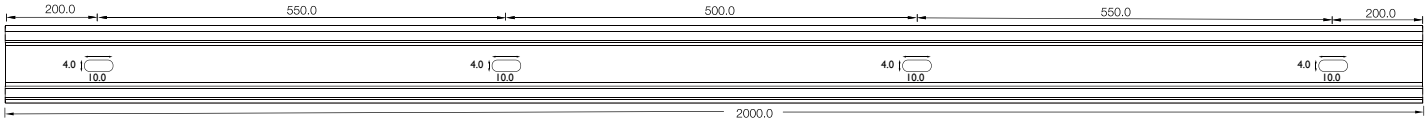

Model	W x H(mm)	Standard Length	Screw Holes	Holes Numbers
A4332.ACHL-35	20.2*53	35mm	Φ4.0mm	2
A4332.ACHL-100		1000mm	4.0x10mm	2
A4332.AC-HL200		2000mm	4.0x10mm	4

2. Flexible Aluminum Channel



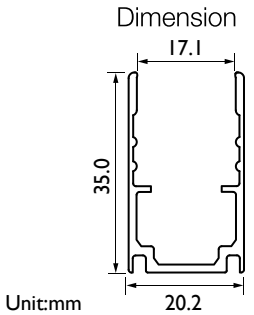

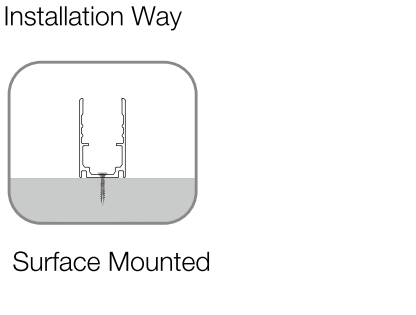

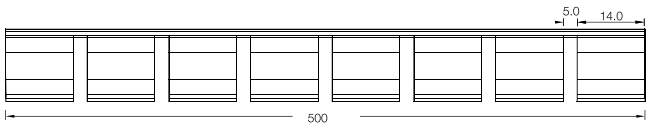

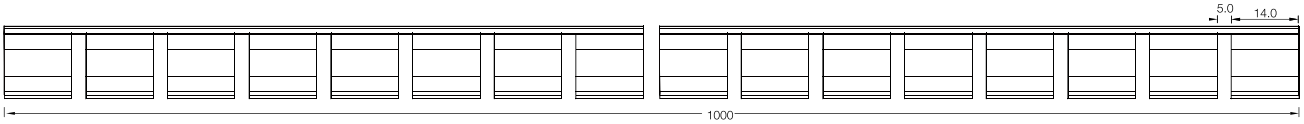

Model	W x H(mm)	Standard Length
A4332.AMGT-50	20.2*35	500mm
A4332.AMGT-100		1000mm

3. Flexible Stainless Steel Channel



Dimension

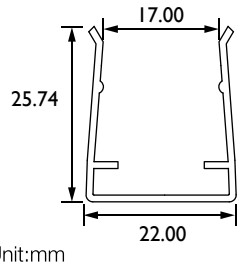

Unit:mm

Installation Way

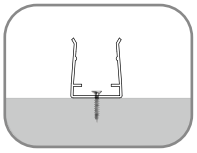

Surface Mounted

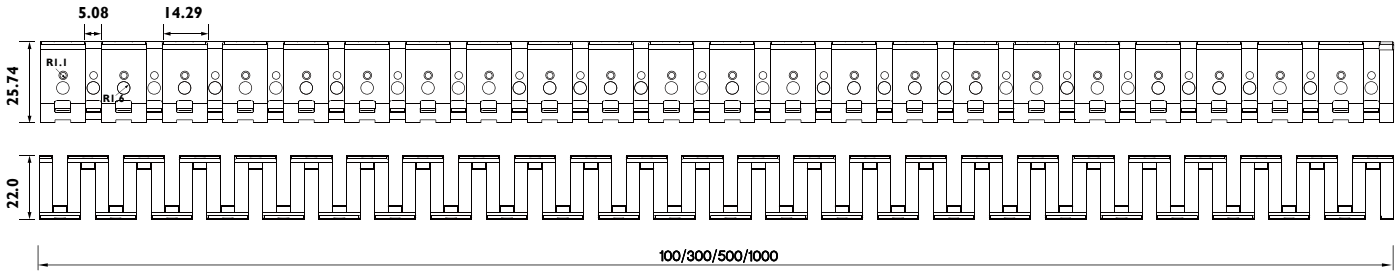

Model	W x H(mm)	Standard Length
A4332.MGT-10	22.00*25.74	100mm
A4332.MGT-30		300mm
A4332.MGT-50		500mm
A4332.MGT-100		1000mm

NEO 3D WALL WASHER IP68

3D LED light line, Wall washer, top bend, IP68
Ligne LED lumineuse 3D, Wall washer IP68
A4332



ONE BIN ONLY | CRI 80+ | IP68 IK08 | 18 w/m | UV resistant | option | L70 50.000H | 24 VDC | 1.10V DALI DMX | CE

Precautions à respecter

- Utilisez une alimentation isolée de 24V DC pour alimenter lle luminaire, et l'onde d'ondulation de la source de tension constante doit être inférieure à 5%. Il n'est pas permis d'utiliser un réducteur de tension RC ou une alimentation non isolée pour alimenter le luminaire.
- Dans les applications réelles, 10-15 % de l'alimentation doit être conservée (seulement 85-90 % de la puissance est utilisée) pour garantir qu'une tension suffisante est disponible pour alimenter le produit.
- Il faut faire attention à la sécurité du fonctionnement. Après la mise sous tension, il n'est pas permis de toucher l'alimentation 230vac pour éviter un choc électrique.
- L'attention doit être portée sur les pôles positifs et négatifs des fils pendant l'installation et sur la conformité de l'alimentation électrique aux tensions requises pour éviter les dommages.
- Évitez de rayer, de déformer et de plier irrégulièrement le produit pendant l'installation, sous peine d'endommager irrémédiablement le produit.
- Veuillez ne pas plier la bande en arc de cercle d'un diamètre inférieur à 80mm pour assurer la longévité et la fiabilité, un diamètre de pliage trop petit endommagera le produit lui-même.
- Si la longueur réelle de l'application dépasse la longueur d'utilisation spécifiée, cela entraînera une surchauffe et une luminosité inégale.
- Pour ne pas abîmer les yeux, évitez de fixer le côté lumineux de la bande LED pendant une longue période.
- L'installation, le démontage et la réparation du produit sont interdits aux non-professionnels.
- N'utilisez pas d'adhésif acide ou alcalin pour fixer les produits (y compris le ciment de verre, etc.).
- Ne pas mettre sur le produit de marquage à l'encre car celle ci peut se diffuser dans le silicone du luminaire.
- Le produit convient à une utilisation dans les piscines et les fontaines.
- Veuillez confirmer avant l'utilisation car les produits de tailles variées présentent de légères différences dans leur couleur sous une même température de couleur en raison de leurs différences structurelles.
- **Les produits de protection IP68 ne doivent PAS être coupés, une machine spéciale est nécessaire pour assurer ce niveau de protection d'étanchéité.**
- Concernant les protections IP65 ou IP67 le degré d'imperméabilité peut se dégrader en cas de découpe ou de modification sur le produit.
- Manuel d'installation : https://atea.fr/NEO.manual.pdf

Precautions

- Use a 24V DC isolated power supply to drive the neon lamp strip and the ripple wave of constant voltage source shall be less than 5%. It is not allowed to use RC voltage reduction or non-isolated power supply to drive the neon lamp strip.
- In actual applications, 10-15% of the power supply shall be kept (only 85-90% of the power is used) to guarantee that sufficient voltage is available to drive the product. Attention shall be paid to safe operation. After powering on, it is not allowed to touch the AC power supply to avoid an electric shock.
  Attention shall be paid to the positive and negative poles of the wires during installation and whether the power supply conforms to required voltages to avoid damages.
- Avoid scratching, distortion and irregular bending of the product during installation; otherwise it may cause irreparable damage to the product. Please do not bend the strip into an arc with a diameter less than 80mm to ensure the longevity and reliability, A bending diameter too small will damage the product itself.
- If the actual length of application exceeds the specified using length, it will lead to overload heating and uneven brightness. To keep the eyes from being harmed, try to avoid staring at the glowing side of the LED strip for a long time.
- Non-professionals are prohibited from installing, disassembling and repairing the product.
- Do not use any acid or alkaline adhesive to fix products (including not limited to glass cement, etc.)
- Do not put ink on the marking product as it may diffuse into the silicone of the luminaire.
- Product suitable for use in swimming pools and fountains.
- Please confirmed before usage as products of varied sizes show slight differences in their color under same color temperature due to their structural differences.
- **IP68 protection products MUST NOT be cut; a special machine is required to ensure this level of watertight protection.**
- When IP65 or IP67 protective products are installed and applied, the waterproofing grade should be degraded after self-processing and cutting.
- Installation Guidance : https://atea.fr/NEO.manual.pdf

ATEA

