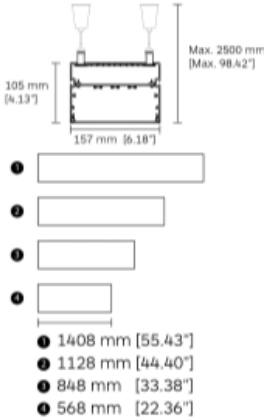




Gola 160 Pendant Initial/End



G1PI1128-903000D010



DESCRIPTION

Pendant linear luminaire system. Luminaire housing in extruded aluminium and end caps in cast aluminium. Satin white diffuser in extruded UV heat resistant acrylic. End caps are mechanically attached with no exposed fasteners. Cable and stainless steel adjustable suspension wires with canopy included and ready for electrical connection. Available in four width apertures (40-60-95-160mm). Direct, direct/indirect and indirect light options available. Optional Gimbal light head module with tiltable and routable heads for Gola 95 and 160.

MOUNTING

Indoor Lighting - System

OPTIC

Acrylic opal white diffuser.

ELECTRICAL / LED DRIVER

D0 - No Dimming

ORDERING CODE

Follow the steps to specify your fixture final code, example: **RE61MB13-803020DL11**

LIGHT SOURCE AND PERFORMANCE

LIGHT SOURCE:	LED Built-in with body - Gola LED Module 1128 - LED Module
SDCM:	
CCT:	30 - 3000K
CRI:	90
SYSTEM POWER:	80.52
DELIVERED LUMEN:	11880lm
IP:	40
Notes:	



PRODUCT CODE	LIGHT SOURCE CODE	-	CRI	CCT	BEAM ANGLE (BA°)	DRIVER OPTIONS	FINISH
G1PI	1128	-	90	30 - 3000K	00	D0	10 - Black

NOTES:

We reserve the right to change specifications without prior notification.

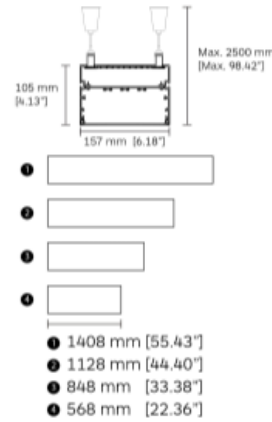
HONG KONG	-	LONDON	-	MILAN	-	SHANGHAI	-	USA
-----------	---	--------	---	-------	---	----------	---	-----



Gola 160 Pendant Middle



G1PB1128-903000D010



DESCRIPTION

Pendant linear luminaire system. Luminaire housing in extruded aluminium and end caps in cast aluminium. Satin white diffuser in extruded UV heat resistant acrylic. End caps are mechanically attached with no exposed fasteners. Cable and stainless steel adjustable suspension wires with canopy included and ready for electrical connection. Available in four width apertures (40-60-95-160mm). Direct, direct/indirect and indirect light options available. Optional Gimbal light head module with tiltable and routable heads for Gola 95 and 160.

MOUNTING

Indoor Lighting - System

OPTIC

Acrylic opal white diffuser.

ELECTRICAL / LED DRIVER

D0 - No Dimming

ORDERING CODE

Follow the steps to specify your fixture final code, example: **RE61MB13-803020DL11**

LIGHT SOURCE AND PERFORMANCE

LIGHT SOURCE: LED Built-in with body - Gola LED Module 1128 - LED Module

SDCM:

CCT: 30 - 3000K

CRI: 90

SYSTEM POWER: 80.52

DELIVERED LUMEN: 11880lm

IP: 40

Notes:



PRODUCT CODE	LIGHT SOURCE CODE	-	CRI	CCT	BEAM ANGLE (BA°)	DRIVER OPTIONS	FINISH
G1PB	1128	-	90	30 - 3000K	00	D0	10 - Black

NOTES:

We reserve the right to change specifications without prior notification.

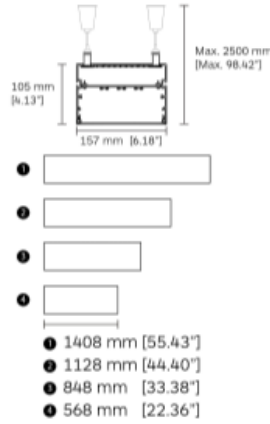
HONG KONG	-	LONDON	-	MILAN	-	SHANGHAI	-	USA
-----------	---	--------	---	-------	---	----------	---	-----



Gola 160 Pendant Stand Alone



G1PS1128-903000D010



DESCRIPTION

Pendant linear luminaire system. Luminaire housing in extruded aluminium and end caps in cast aluminium. Satin white diffuser in extruded UV heat resistant acrylic. End caps are mechanically attached with no exposed fasteners. Cable and stainless steel adjustable suspension wires with canopy included and ready for electrical connection. Available in four width apertures (40-60-95-160mm). Direct, direct/indirect and indirect light options available. Optional Gimbal light head module with tiltable and routable heads for Gola 95 and 160.

MOUNTING

Indoor Lighting - System

OPTIC

Acrylic opal white diffuser.

ELECTRICAL / LED DRIVER

D0 - No Dimming

ORDERING CODE

Follow the steps to specify your fixture final code, example: **RE61MB13-803020DL11**

LIGHT SOURCE AND PERFORMANCE

LIGHT SOURCE:	LED Built-in with body - Gola LED Module 1128 - LED Module
SDCM:	
CCT:	30 - 3000K
CRI:	90
SYSTEM POWER:	80.52
DELIVERED LUMEN:	11880lm
IP:	40
Notes:	



PRODUCT CODE	LIGHT SOURCE CODE	-	CRI	CCT	BEAM ANGLE (BA°)	DRIVER OPTIONS	FINISH
G1PS	1128	-	90	30 - 3000K	00	D0	10 - Black

NOTES:

We reserve the right to change specifications without prior notification.

HONG KONG	-	LONDON	-	MILAN	-	SHANGHAI	-	USA
-----------	---	--------	---	-------	---	----------	---	-----