

THE LUX COMPANY Pixo Pendant 36 – L 330 mm

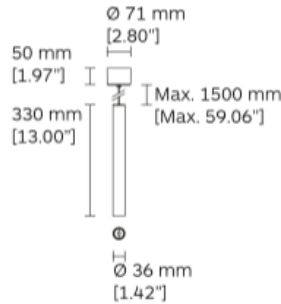


THE
LUX
COMPANY

Pixo 36 - L: 330 mm



7236BC31-903020D010



DESCRIPTION

Pendant mounted luminaire with light body in extruded aluminium. Light body available in two diameter (36mm and 77mm) Exchangeable front ring in wide range of colours. Supplied with ceiling canopy and pre-installed 1.5m electrical cable and with 1 x 1.5m pendant steel wires. Available in two sizes and four different length.

MOUNTING

Indoor Lighting - Pendant

OPTIC

Reflector. Narrow, medium and wide beam angle available.



ELECTRICAL / LED DRIVER

D0 - No Dimming

LIGHT SOURCE AND PERFORMANCE

LIGHT SOURCE:	LED Built-in with body - Citizen - COB
SDCM:	3-step MacAdam
CCT:	30 - 3000K
CRI:	90
SYSTEM POWER:	6.6
DELIVERED LUMEN:	657lm
IP:	20
Notes:	

ACCESSORIES

	Acrylic diffuser	2C36
	Colour Rings	2C34



ORDERING CODE

Follow the steps to specify your fixture final code, example: RE61MB13-803020DL11

PRODUCT CODE	LIGHT SOURCE CODE	-	CRI	CCT	BEAM ANGLE (BA°)	DRIVER OPTIONS	FINISH
7236	BC31	-	90	30 - 3000K	20	D0	10 - Black

NOTES:
Product length: 330 mm.

We reserve the right to change specifications without prior notification.

HONG KONG	-	LONDON	-	MILAN	-	SHANGHAI	-	USA
-----------	---	--------	---	-------	---	----------	---	-----