



**Category** Interior use only IP20

**Material** Machined Aluminium I Machined Brass

**Finish** Brushed Aluminium I Rubbed Bronze I Black I White I Custom

**System** Cable System I Basis Track I ReTrac I Eutrac I Monopoint

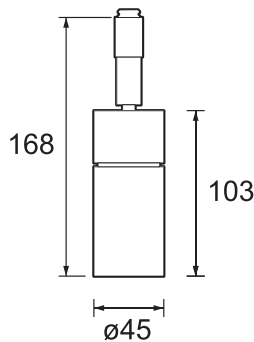
**Lamp** MR11 [QR-CBC 35]

**Rating** 35W Max at 12V

**Gear Type** Remote

**Accessories** Snoots I Louvres I Lenses

**Weight** AL I BK I WH - 140g - 150g I RB - 300g - 330g



Evo R11 is a fully adjustable spotlight for the MR11 lamp, using a knuckle joint rather than the locking arm for a more discreet aesthetic. There are three interchangeable snoots that click into place with a bayonet mechanism, each of them compatible with a wide range of lenses and louvres, using an optional snap-in accessory holder. The specially designed heatsink and airflow system reduces the lamp and surface temperature while preventing any light spill. Standard finishes are brushed aluminium, rubbed bronze, white and black, with custom finishes available on request.

The jack plug system allows the luminaires to be easily removed for cleaning or relamping. The luminaires click into the jack plug socket, the threaded jacket then screws into position to lock the connection in place. Once fixed, the luminaires are free to rotate or alternatively, can be secured in place using two locking pins.



## Notes

For Evo R11 snoots and accessory holders please see spec sheets 240-01 & 244.

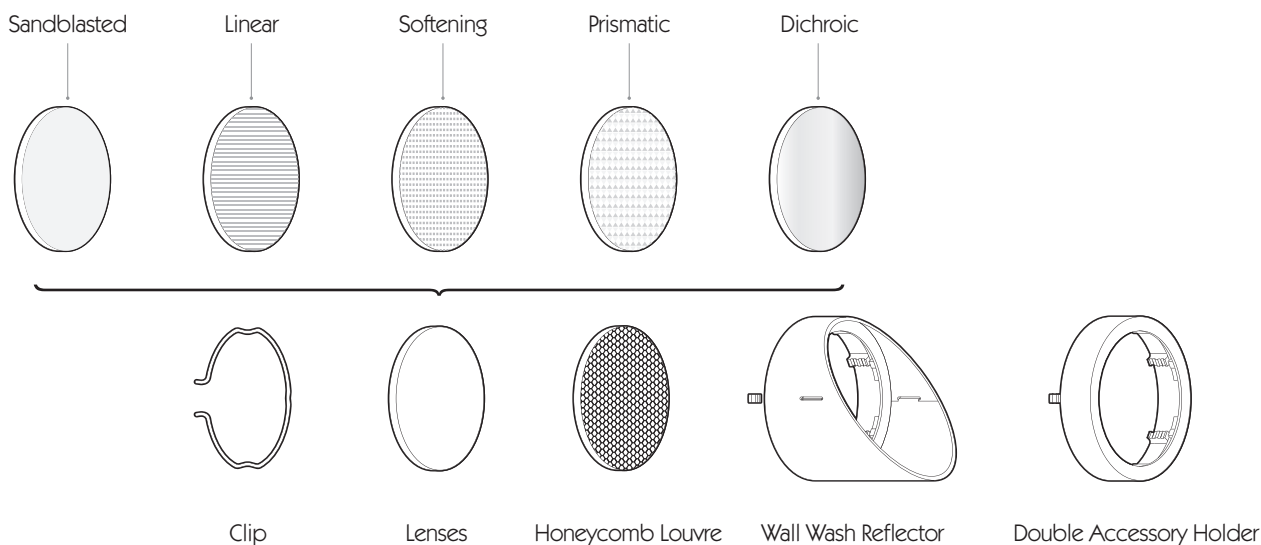
For Evo R11 accessories please see spec sheet 900.



	Cable	Basis Track	ReTrac	Eutrac	Trimless Monopoint	Power Monopoint	Flat Monopoint	Node Monopoint	Surface Monopoint
CA4-262-AL		BT-262-AL	RT-262-AL	EUT3-262-AL	MPS-262-AL	MPT-262-AL	MPX-262-AL	MPY-262-AL	MPZ-262-AL
BT-262-RB					MPS-262-RB	MPT-262-RB	MPX-262-RB	MPY-262-RB	MPZ-262-RB
RT-262-BK				EUT3-262-BK	MPS-262-BK	MPT-262-BK	MPX-262-BK	MPY-262-BK	MPZ-262-BK
RT-262-WH				EUT3-262-WH	MPS-262-WH	MPT-262-WH	MPX-262-WH	MPY-262-WH	MPZ-262-WH

# 11 SERIES ACCESSORIES

## Accessory holder and lenses



### 11 Series Double Accessory Holder

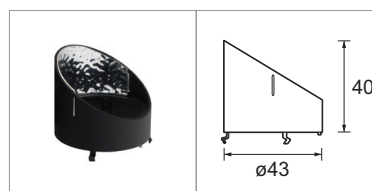
Double accessory holder



244-BK 7g

### 11 Series Wall Wash Reflector


Double accessory holder with wall wash reflector



245-BK 13g

### Honeycomb Louvre

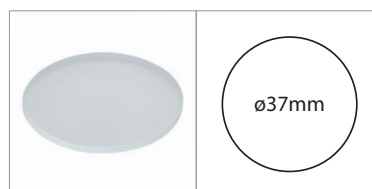
For reducing glare and field illumination



995-37 1g

### Sandblasted Lens


Heavy diffusion of the beam



990-37 12g

### Linear Lens

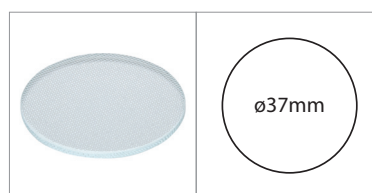
For elliptical beam projection



992-37 11g

### Softening Lens

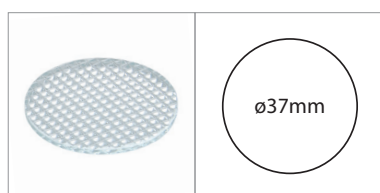
Light diffusion of the beam



991-37 12g

### Prismatic Lens

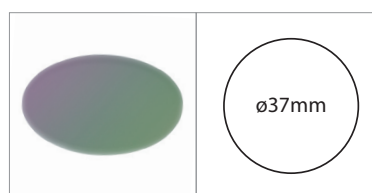
For wide refraction of the beam



996-37 10g

### Dichroic Lens

Corrected Colour Filter for warming 3000K to 2700K



997-AB1-37 12g