



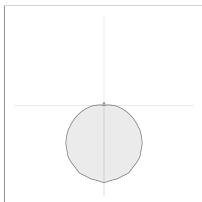
GENERAL SPECIFICATION

- Body and trim:** Steel and aluminum.
- Finish:** Powder coated or plated as listed.
- Diffusers:** Opal polycarbonate.
- Drivers:** HPF electronic, 120-277V (EU-240V). 0-10V, 1% dimming standard.
- Luminaire orientation:** Ceiling or wall.
- Mechanical:** Mounts directly to a junction box (by others - North America only).
- Delivered Lumens:** Delivered lumens & LPW based on 3000K (min 80 CRI).
- Approvals:** Damp Location (Indoor use only).

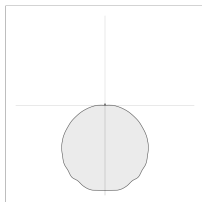
MOUNTING & OPTICS



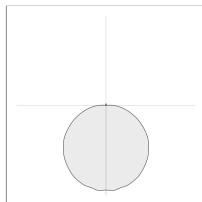
Ceiling



68 1670



68 2170



68 2173

HOW TO ORDER

A SPECIFY LUMINAIRE

Code:	Power (LED):	Delivered lms:	LPW:	Diameter (A):	Depth (D):	Weight:
68 1670	28W	1793	64	398mm/15.7"	101mm/4"	1.8Kg/4lb
68 2170	28W	1949	70	527mm/20.8"	101mm/4"	2.5Kg/5.5lb
68 2173	36W	2568	72	527mm/20.8"	101mm/4"	2.5Kg/5.5lb

B SPECIFY CCT

30	3000K (min 80 CRI)
35	3500K (min 80 CRI)
40	4000K (min 80 CRI)

C SPECIFY FINISH

WH	White
MS	Metallic Silver
SN	Satin Nickel
F39	Other painted finish (RAL number required)
F40	Other Non-RAL painted finish (sample chip required)

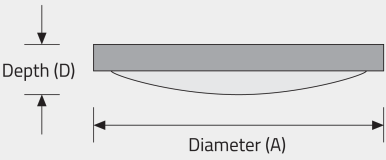
Additional Information

F39 & F40 have a one time set-up charge regardless of quantity.

EXAMPLE CODE

681670/35/MS

DIMENSIONAL DIAGRAMS



APPROVALS

