



GENERAL SPECIFICATION

Body and trim: Steel and brass.

Suspension: Single tube combined with three diagonal decorative tubes for stabilization.

Finish: Gear tray, powder coated gloss white. Trim, powder coated or plated as listed.

Diffusers: Acrylic.

Dust covers: Clear polycarbonate.

Drivers: HPF electronic, 120/277V (EU-240V), 0-10V, 1% dimming standard.


Mechanical: Luminaires mount directly over a junction box (by others- North America only).

Remote Emergency: Emergency option provides a 1.5 hour (3 hours for EU) emergency lighting facility. The remote system includes the inverter module, NiCad batteries and a remote wall/ceiling LED charge indicator and test switch (NA only) Maximum distance between wall/ceiling plate and luminaire is 4.5m/15'. Test switch fits a single gang box (not supplied).

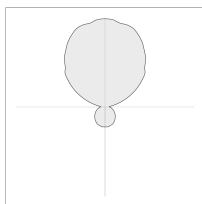
L70 @25°C (77°F): >50,000 hrs.

Delivered Lumens: Delivered lumens & LPW based on 3000K (min 80 CRI).

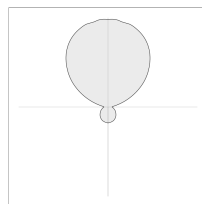
MOUNTING & OPTICS



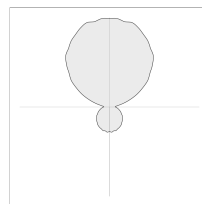
Suspended
Direct/Indirect



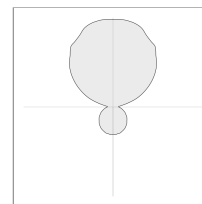
60 7010



60 7020



60 7030



60 7040

HOW TO ORDER

A SPECIFY LUMINAIRE

Code:	Power:	Delivered lms:	LPW:	Diameter (A):	Diameter (B):	Height (H):	Height (A):	Depth (D):	Weight:
60 7010	128W	12714	100	610mm/24"	136mm/5.3"	508mm/20"	98mm/3.9"	229mm/9"	13kg/29lbs
60 7020	150W	15439	104	762mm/30"	136mm/5.3"	543mm/21"	98mm/3.9"	229mm/9"	15kg/33lbs
60 7030	212W	22743	107	889mm/35"	136mm/5.3"	543mm/21"	98mm/3.9"	381mm/15"	21kg/46lbs
60 7040	283W	30973	109	1168mm/46"	202mm/8.0"	610mm/24"	51mm/2.0"	457mm/18"	38kg/84lbs

B SPECIFY CCT

30	3000K (min 80 CRI)
35	3500K (min 80 CRI)
40	4000K (min 80 CRI)

C SPECIFY FINISH

MB	Metallic Bronze
MS	Metallic Silver
AB	Antique Brass
PB	Polished Brass
SB	Satin Brass
SC	Satin Chrome
SN	Satin Nickel
F39	Other painted finish (RAL number required)
F40	Other Non-RAL painted finish (sample chip required)

Additional Information

F39 & F40 have a one time set-up charge regardless of quantity.

D SPECIFY DIFFUSER

OP	Opal
FB	Beige Faux Alabaster
FW	White Faux Alabaster

E SPECIFY DIMMING

DA	DALI Drivers
DX	DMX Drivers

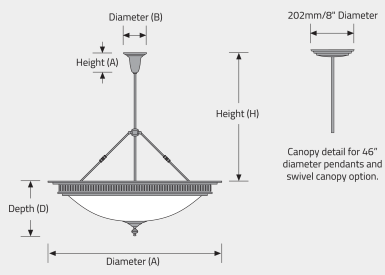
F SPECIFY ADDITIONAL SUSPENSION LENGTHS

S1	152mm/6" additional suspension length
S2	304mm/12" additional suspension length
S3	456mm/18" additional suspension length
S4	608mm/24" additional suspension length

G SPECIFY OPTIONS	
RE	Remote Emergency (<i>max distance 10 ft, 120/277V</i>)
SW	Swivel Canopy (42)

EXAMPLE CODE
607010/35/PB/OP

DIMENSIONAL DIAGRAMS



APPROVALS

